

CHINA
CULTURAL
AND
ETHICAL
PROGRESS

2012 YEARBOOK

中国精神文明建设 年鉴

中国精神文明建设年鉴编辑委员会编

出版社

年

CHINA
CULTURAL
AND
ETHICAL
PROGRESS
YEARBOOK

2012

中国精神文明建设 年鉴

中国精神文明建设年鉴编辑委员会 编

学日出版社

2012

ZHONGGUO JINGSHEN WENMING JIANSHE NIANJIAN 2012

[http //www. wenming. cn/xxph/](http://www.wenming.cn/xxph/)

11

B 11

010 - 66065654

100062

2012 11

ISSN 1009 — 9891

CN 11 — 4620 / D

180. 00

2011 1



2011 1 13 7

2011 6 7 9

2011 6 21 10



2011 13
2011 1 12

			2011	13
2011	3	3			
				14
2011	8	8			
				17
2011	12	20			
			8	2011	
"		"		18
2011	3	14			
			10	" "	
				20
2011	6	8			
			14	2012	
		" "		22
2011	12	24			
			5		
				24
2011	3	4			
				25
2011	3	18			
				27
"		"			
2011	3	21			
			6		
				28
2011	3	23			

			74
2011	8	8		
			77
2011	9	6		
			78
2011	9	19		
			80
2011	11	10		
			82
2011	11	25		
			84
2011	12	1		
			91
2011	12	20		
			109
2011	1	15		
			112
2011	3	17		
			113
2011	4	22		

			" " —		
				118
2011	4	22			
			18 2011 " "		
				121
2011	5	6			
			" "		122
2011	5	26			
			12		126
2011	6	3			
			5 2011		128
2011	6	22	" "		
				134
2011	6	22			



全国文明办主任培训班

" "				139
				142
				145
" "	" "	" "		148

"	"	152
		154
		156
		159
		162

“ ” 235

..... 239

全国农村精神文明建设工作经验交流会

“ ” 243

..... 246

“ ” 248

..... 250

“ ” 252

..... 254

“ ” 256

“ ” 258

..... 260

..... 262

“ ” 264

..... 266

..... 268

“ ” 270



..... 275

..... 278

..... 282

..... 285

..... 289

..... 293

..... 296

..... 299

..... 302

..... 307

..... 310

..... 313


..... 317

..... 320

..... 323

..... 325

..... 328



..... 335

..... 337

..... 337

..... 337

..... 338

..... 338

"

"

"	_____	"	338
	_____		338
			340
			344
			344
"	" _____ 2011 "	"	345
			345
			346
		" "	346
			347
			350
			352
			352
			352
"		"	353
			353
			354
			354
"	"		355
			355
	" "		356
			356
"	"		356
	" "		358
			359
			361
			366
	" "		366

	367
	368
" "	368
	369
	370
	372
	375
" "	375
" "	376
	376
	376
" "	377
	379
	381
" "	381
	382
	383
" "	383
	384
	385
	389
	391
" "	391
" "	392
	393
	393

“ ”

.....	425
" " ".....	426
.....	427
" " ".....	428
.....	429
.....	429
.....	430
.....	432
" " ".....	432
.....	433
" " ".....	433
.....	435
.....	437
.....	437
" " ".....	438
.....	440
.....	440
.....	441
.....	441
.....	443
.....	448
.....	448
.....	450
.....	450

.....	457
" " 	457
" " 	458
" " " " 	459
" " 	460
.....	461
" " 	461
.....	462
.....	464
.....	468
.....	468
.....	469
" " 	470
.....	470
.....	471
" " 	471
" " 	472
.....	472
" " 	472
" " 	474
.....	475
.....	477
.....	479
" . " 	479
" " 	480
" . " 	481
" " 	481
.....	482
" " 	482

.....	484
.....	486
" " 	486
.....	487
.....	488
" " 	488
.....	489
.....	489
" " 	490
" " 	492
" " 	493
.....	495
.....	498
.....	498
.....	499
.....	500
.....	501
" " 	501
" " 	502
" " 	503
.....	506
.....	509
" " 	509
.....	510
.....	511
" " 	511

.....	514
.....	517
.....	517
.....	518
.....	519
.....	520
" " 	520
.....	521
.....	523
.....	526
" " 	526
" " 	527
" " 	528
.....	530
.....	530
.....	533
.....	536
" " 	536
" " 	536
.....	537
" " 	537
.....	538
" " 	539
" " 	539
" " 	540
.....	540
.....	541
" " 	541

	542	
	543	
	544	
,	" "	546
	548	
	551	
"	“ ”		

.....	572
" "	572
.....	574
.....	578
" "	578
90 " "	580
.....	581
.....	581
.....	583
.....	586
" "	587
.....	590
.....	595
" "	595
" "	595
.....	597
" "	598
.....	600
.....	600
.....	603
.....	605
" "	605
" "	605
.....	606
" "	606
" "	606
.....	607

..... 609

..... 611

“ ” 611

“ ” 612

..... 613

..... 613

..... 614

..... 616

..... 619

..... 619

“ ” 620

..... 621

..... 621

..... 622

“ ” 622

..... 624

..... 627

“ ” 627

..... 628

..... 629

“ ” 629

..... 630

..... 631

..... 632



.....	637
.....	638
.....	638
.....	638
.....	638
.....	639
.....	639
.....	639
.....	639
.....	640
.....	640
.....	640
.....	640
.....	640
.....	640
.....	640
.....	641
.....	641

.....	642
.....	643
.....	643
.....	643
.....	643
.....	643
.....	643
.....	644
.....	644
.....	644
.....	644
.....	644
.....	645
.....	645

..... 648



1 4—5 651

1 4—5 652

1 10 2008 652

1 13 652

1 14 653

1 18 " " 654

1 30 654

2 1 2011 — " " 655

2 12 " " 655

2 14 " 2010 " 655

2 656

2 28 657

3 1 " " 658

3 2 658

3	7	"	"	659
3	11			660
3	16			660
3	17	"	"	661
3				661
3	21	"	"	662
4	15		2011	662
4	17	"	"	663
4	18			663
4	22		90	663
4	22	90		664
4	23	"	"	664
4	25			665
4	26			665
4	30	-5	1	665

5	18				
		2011			
				667
5	2			667
5	7		"		
		"		667
5	16		"	"
6	2				
				668
6	10				
				669
6	20				
				670
6	21—22				
				671
6	26		"	"	
				671
6	28	2011	" ' ' "		
				672
7	1			90	
				672
7	6		"	"	2010
			"	"	
				
					674
7	6—12			
					674
7	14—17				
				90	
				675
7					
				676

8	——	· 2011	676
8 9		"	"
			677
8 9—12	"	· 2011	"
			678
8 12—13			678
8 22	"	"	678
9 5			"
			"
			679
9 5 6 8			679
9 13	"	"	680
9 20			681
9 27			682
10 11			683
10 15—18			684
10 18			684
10 19			684
10 25			685

..... 693



2011 697

2011 794

..... 812

54 835

260 838

..... 846

2011

2011

" "

90

" "

1.

90

90

90

N

27

899

1794

23

3.

3.6

317

"

"

"

"

1.13

"

"

"

"

54

260

"

"

"

"

"

"

"

"

"

"

"

"

"

1100

"

5.

22

1.46

2004

8

16

5217

1311

32

4.

2011

23

"

"

"

"

20

"

1.5

"

"

"

"

"

580

2011—2015

"

"

1600

"

"

7.

2011

2011—2015

72

"

"

"

"

"

"

"

"

"

"

6.

"

"

"

"

"

"

"

"



文献讲话

WENXIAN JIANGHUA

2011 1 13

1 13

2011

"

"

"

"

"

"

90

90

"

"

2010

"

"

2011 1 14

2011 6 7

6 21 22

2011 6 23

2011 6 21



法规文件

FAGUI WENJIAN

2011

2011 1

2011

2011

2011 1 12

2011

2011 4

2011

2011

2011 3 3

2011 6

2011 8 8

2004

2004 8

2010 39

1.

3.67

2.

2.

2.

“ ”

3.

3.

“ ”

“ ”

4.

“ ”

“ ”

“ ”

“ ”

“ ”

“ ”

1.

1.

3.

2.

2011 17

"

"

2011 8 8

2011 7

"

"

27

899

1794

23

2011 12 20

8

2011

"

"

2011 12

"

"

2011

"

"

10

2011

"

"

"

"

1.

3

5

" 12358"

10

2.

"

"

"

"

3.

3

{ " "

4.

5. " "

6.

7. " 12365 "

" 12315 "

481
68

1

2011

"

"

4.

"

"

2011 3 14

10

"

"

2011 28

90

90

"

"

1.

90

"

"

5

"

"

"

"

"

"

2.

90

90

2.

"

"

3.

3.

"

"

"

"

4.

"

"

4.

1.

90

"

"

2.

"

"

1.

90

90

4.

3.

2011 6 8

14

2012

“ ”

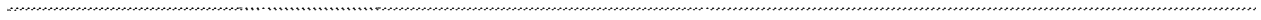
2011 48

2012 “ ”
“ ”

2012 “ ”

2012

“ ”



8

" " " " " "

" "

1 " " 2012 " "

2

" " " "

" "

3

4

5

" "

6

"

" " " " " " " "

7

" "

2011 12 24

2011 1

90 10 10 80
40 20
4. 80
" "
5. " "

1.

1.

2.

1. 3

2.

4 1

2. 4 5

8

3. 4

	/	/			

1.

2.

3.

4.

5.

1. 4

2. 4

50

3.

“

”

2011 4

90

“

”

”

3 25

”

4 25

”

”

2.

”

”

1.

3

”

”

2.

”

”

”

”

3.

”

3.

3 25

4 25

”

”

”

1.

”

”

e

4 30

"

"

"

" 1.

2. 5 8

2.

"

"

3.

4.

"

"

30% 30% 40%

3. 1.

9 20 " "

1. 2.

2. 3.

3.

4 6

2011 5

1.

1.

2008 2

“ ”

2.

1.

3

010—66015864 66015242

2.

6

5

5

5

5

26

2.

3.

100031

5 3608
ddmf 2011 @ 163. com

3

3

"

"

"

"

3.

5

1—2

10

15

5

1

1.5

8

4.

"

"

5.

2. "

"

"

" "

" "

" "

" "

" 1000

3.

"

"

"

"

3

300

4 30

1

3

1

8

"

"

4.

"

"

2.

8

1. 8

1.

"

"

2. 9

2.

3. 9

3.

1.

"

"

2.

4.

"

"

"

"

"

"

1.

30% 30% 40%

2.

3.

4.

5.

1.

2011 2 23

1000								

2

1000								

1000								

4

1000								

1000								

6

2007 2009

54

260

"

"

"

"

"

"

2011 9 20

8

2011 6

2011

"

"

"

"

1.

2.

5.

1.

90

3.

2.

90

90

2011 3 24

5

“

”

2011 7

“

”

90

“

”

90

2009

“

”

100

39 " "

2.

4. 6

" "

7 1

3.

" "

1.

" "

90

2011 3 28

2011 8

2011

"

"

4.

"

"

1.

"

"

90

1.

1 2 3

7 30

2.

2.

2008

3.

7 30

4

3

2

-
- 1.
 - 2.
 - 3.
 - 4.
 - 5.

- 6.
- 7.

2011 4 3

1

1.
2008

1999

2002

2005

1.

4

2.

2.

70%

1.

33

2.

1—3

13

1

“ ”

1

1—2

7 30

2

12

7 30

3000

2

3. 2010 20% 70% 30% 2009 10%

4.

85

20%

2

1. 1. 4

2.

2. 7

30

2000 3

3. 1—4 3.

5

3

2008

2008

10% 2010 20% 70% 30% 2009 " " 85 7 30 2 3. " "

2008 5 " "

7 30 2005 2008 2 " "

3 7 30 2008 5

5

1.

"

"

3.

"

"

"

"

2.

8.

“ ”

6.

9.

“ ”

7.

10.

1.

“ ” ”

"

" " 100%
" "
" 4.

2.

" "

5.

" " " " " " 6.
" " " " "

3.

6

120

3	3
6	4
3	4
4	4
3	6
6	4
4	4
6	6
6	4
6	3
2	3
4	3
4	2
4	4
2	2
3	

900

270

630

9	4	13
8	5	13
36	10	46
28	7	35
14	10	24
14	9	23
17	7	24

17	7	24
7	6	13
22	19	41
24	17	41
27	11	38
15	10	25
26	12	38
31	14	45
33	14	47
26	11	37
28	13	41
19	14	33
20	8	28
8	4	12
17	7	24
39	13	52
25	7	32
23	6	29
8	2	10
30	7	37
22	5	27
8	2	10
8	2	10
15	5	20
6	2	8

1800

53	51
54	52
45	50
52	54
53	59
53	54
48	53

59	58
56	53
59	48
30	42
55	38
44	28
49	39
33	32
37	13
5	8
18	16
19	5
14	18
13	20
17	11
8	55
51	6

1.

3000 1. 2. 2010 "√" 3. 2

2.

2000 1. 2. 2010 3. 4. "√" 3

3.

4.

3000 1. 2. 2010 "√" 3. 2

5.

2000

1.

2. 2010

2

3.

6.

2000

1.

2.

3.

2

7.

2000 1. 2. 2010 2 3.

7

“ ”

2011 9

”

”

430

4.7

“ ”

“ ”

“ ” “ ” “ ”

”

1.

“ ”

“ ” “ ” “ ”

“ ”

”

6.

2.

" "

2011—2012

3.

2011 4

" "

2011 5 12

"

"

4.

" "

" "

" "

5.

2012 1 5

" "

“ ”

2012 6 10

“ ”

“ ”

“ ”

1.

“ ”

ü

2011

"

"

2011 13

40

90

é ¼ ç

10

" " 10
" "
" " 20
" "

				120	30				
"	"			2.	7	20			
									10
				3	3		4		
				"	"				
		90		1					
"	"			3.					
			"				8	11	
	"			4.					
				"	"				

2011	6	12		1.					
				2.					
		"	"						
				3.		1			
1.	"	"							

90 A1 A4
30

1

@ 126. tom

CD

"

" 10

1 100024 1 A4

010—65783234 13501 196522 DVW

13801318145 " - 20dB 120

" 5 40 55 60

150 1 3 3

A3 " ". TIF" 10

" .jpg" gongyiad

2

- 1.
- 2.
- 3.

“ ”

9 12

“ ” 2.

8

“ ”

6.

3.

“ ”

1.

2011 6 2

2011 16

“ ” 2011 44

3. 9 10

2004 8

4. 11

2006 4

2010 39

5. 12

" "

1.

100

2.

1.

2011 44

2011

3.

8 25

2011 44

8

2.

9

2011 17

2011 8 8

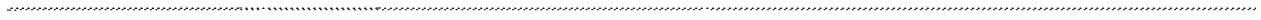
2004 8

2006 4

2010 39

1

2



”

”

2011 18

1.

”

”

2.

”

”

3.

9 20 10 10

90

4.

” ”

2011 9 20 10 10

” ” ” ”

”

10 15

2011 9 6

2011 19

“ ”

2.

“

”

“ ” “ ” “ ”

“ ”

1.

”

“ ” “ ”

3.

“

”

2011 20

2012

“

”

”

”

“

”

“

”

“

”

" . "

" . "

"

" " "

" "

"

"

"

"

2011 11 10

“

”

2011 21

2012

“

”

“

”

“

”

“

”

”

”

“

”

2.

1.

.....

" "

3.

2011 22

3.

4.

2008 8

1.
1

95

2

1

1.

3

2.

1

2.

2008

2

2

3

3.

1

3

2008

2

4

3

3.

1

1.

43

2

2.

200

3.

100

3

1.

4

2011

"

"

1. 12

2.

1

1

2. 12

2.

3. 2012 1

3.

4. 2012 2

1.

1.

8

2.

3.

4.

2011 12 1

1

		6	3
	1	6	2
		7	3
		6	3
		5	2
	1	6	3
	1	6	3
		6	3

		7	3
		8	3
		7	3
		6	3
	1	6	3
		6	3
		8	4
		8	4
	1	6	3
	1	6	3
		6	3
	1	6	3
	1	4	2
		6	2
		8	4
	1	5	2
	1	4	2
	1	3	2
	1	6	2
	1	5	2
	1	3	2
	1	4	2
		5	2
	1	1	1
		3	3
		1	1
		1	
		1	1
		2	1
		1	1
		2	1
		1	1
		2	2

		2	2
		1	
		1	2

95

2

2011 23

637

" "

1320

1.

2.

93

2011 12 20

1

93

2

637

.....

.....

1320

15

110

舞

—

○

12319

8

”

”

2011 6

2010 2

”

”

”

”

”

”

”

”

”

”

”

”

2011 3 1

”

”

”

”

”

”

”

”

”

”

”

”

”

”

" " 12318

1. "
"

" "

2.

2011 1 15

1

"

"

" "

2.

" "

2011 3

3.

1

" "

1.

2.

3.

1.

" "

2.

" "

3.

" "

4.

1.

5.

6.

2

"

"

"

"

"

"

2

10

PK

2

2011 21

9

“

”

1.

4.

2.

5.

3.

010 84025890 – 5023

010 64025680

zhouxiaohang@redcross.org.cn

2011 3 17

6

2011—2015

2011 49

“ ”

2011—2015

2011—2015

2011 4 22

2011—2015

“ ”

“ ”

2011—2015

“ ”

“ ”

“ ”

“ ”

“

”

“ ”

3.

"

"

—

1.

"

"

—

2.

—

3.

—

4.

"

"

1.

"

"

"

"

"

"

2.

1.

"

"

2.

3.

3.

1.

1.

2.

2.

3.

"

"

"

"

4.

"

"

5.

3.

3.

" "

4.

4.

"

"

"

"

5.

5.

"

"

1.

1.

2.

2.

1.

1.

2.

2.

3.

1.

{

18

2011 " "

2011 17

“ ”

“ ”

“ ”

“ ”

2011 5 6

”

”

2011 95

2010

8

”

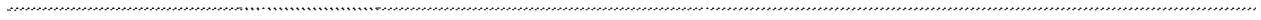
”

2011

”

2010 15

”



"

2011 6

"

25

"

"

"

"

2011 5 26

"

"

2008 7

"

"

2008 6

8

2010 15

"

"

"

"

"

"

"

"

"

"

"

"

"

"

"

"

"

"

“

”

“

”

”

”

”

”

”

”

"

"

"

"

"

"

"

"

"

"

"

"

"

"

"

"

12

2011 13

500

500

2011 8

2012 7

2011

2011

500

1

2010

1. 2011

1

2011

2011

2011

	50	50
	50	50
	50	50
	50	50
	50	50
	50	50
	20	20
	50	50
	50	50
	20	20
	20	20
	20	20
	20	20
	500	500

10

1

1

5

2011

"

"

2011 14

90

"

"

“

“

”

”

“

”

“

”

”

”

3.

“

”

90

“

”

“

”

“

”

4.

4—5

“

”

90

“

”

“

鯨

2011

”

”

”

600

1.

90

5.

2.

“

”

6.

" " "

"

" "

"

600

"

1

3.

600

100

2011

" "

" "

" "

15

" "

15

2011

"

"

" "

2

2011

1.

9 15

2011 9 20

010 - 85212180

010 - 85212336

daxuechu_sxx@sina.com

" " http //edu.

" "

youth.cn/sxx

" "

" "

614720

" "

"

"

"

"

weibo.com/sanxiang

2.

1. 2011

“ ”

2011 6 22

2. 2011 “ ”

1

2011 “ ”

		“ ”					
	6	6	4	4	4	4	28
	3	3	2	3	3	3	17
	3	3	3	4	3	4	20
	3	3	3	4	3	4	20
	2	2	2	3	2	4	15
	3	3	3	4	4	3	20
	2	3	3	4	4	3	19
	2	3	3	4	4	4	20
	4	5	2	4	8	3	26
	4	4	4	4	7	5	28
	3	3	2	3	3	3	17
	3	3	3	3	3	3	18
	3	3	3	2	3	3	17
	5	4	3	3	3	3	21
	6	5	4	4	4	5	28

2011 " "

	" "		

2011 44

554
2007 83

2011 6 22

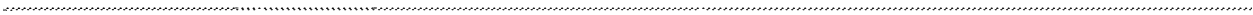
554
2007 83

2011 2015

"

"

—



229 " "
" 04 "
"

60 "

6 20
14
5

3

6

" "

427



经验空流父沉

JINGYAN JIAOLIU

全国文明办主任培训班

“ ”

“ ”

1 1006.5 7 11.7 54 18.6 1986 2 489 2006 10 2009 24126 12.37

“ ”

.....

" " "

"

"

"

"

"

"

"

"

" 2010

14.2%

2010

7

13

120

75

" "

"

2010

"

26

"

16

"

489

48

"

"

"

" "

"

187

8.5

67%

" "

" "

5000 " 3658 73.1%
228
2008 620

" "
" "
1.

" "

" " " " " " 20 10 100

" "

" " " "

2.

" " " "

" " "

" " "

66.7%

" "

3.

3738	2250
5766	" "

”

”

”

”

64.4% 2009 6

"

" "

" " " " "

" " " "

" "

"

"

"

"

"

"

"

"

"

"

"

"

"

"

"

"

1100

"

"

"

"

"

"

"

+

+

"

"

"

2010

95

735

157

157

6

“

”

“

”

“

”

1996

2004

“

”

“

”

“

2010
2005 319
2.9 130.8
2005 35.7 932 3.7
14857 2005 8228 1.8
6295
2005 3202 1.9
2005—2008
149 54 32
22

"	"			"	"				
				"	"				
		23		"	"				
				1480					
									"
"	"								1320
		"							
"	"			"	"				
				410					
						42000			
		"	"			"	"		
				480					
500		4000							80
	1.57			110			†		
		100				"	"		
	"	"							30
			"	"					
		6							
									52
					90				
"			"			66		"	"
"			"		305				291
"									
			"						
"									

174

" "

196

10.3

10007

16

2001

10

2001—2010

4634

11168

" "

* †

* †

"

" "

" "

"

"

"

"

"

12

9

1

177

4

6

"

"

4

“ ”

“ ”
“ ”

8200 4600

1.

4.

600

“

“ ” “ ” “ ”

“ ”

2.

“ ” “ ” “ ” “ ” “ ” “ ” “ ”

“

1200

12

“ ”

“ ”

3.

1.

20

3.2% 4.6%

60

2.

20

"

"

"

"

"

"

"

"

1.

"

" 46

"

" 38

16

"

"

3.

1000

"

"

"

"

200

2.

"

"

"

"

4.

3.

"

"

"

"

"

"

80

80%

2008

2009

10.1%

14.1%

" " " " " "

" " " " " "

"

" " " " " " 2010

" " " " " 2

" " " " " " 5

" " " " " " 80

" " " " " " 3 2010 2011 500

" " " " " " 3

" " " " " " "

" " " " " " "

" " " " " " 100

2011 " " " " " "

" " " " " " 10

200 10

2011 2

" "

2011

" "

" " " "

" "

2010

" . —

"

2010 4

100

2011 1

400
2010

2011

"

3

—

"

2010 5

"

" . . " "

" . . " "

2008

"

"

2009

5000

"

"

"

"

2.

2009

2010

"

"

3.

2010

2

10

2

13

2011

1

1.

16

"

"

"

"

4.

“ ” 4.

2.

“

2010 ”

2100

“ ”

75.00 2010

8 93.85 25% 2010

90

5 4

3.

500

"

"

"

10000

"

2.

"

"

3600

"

" "

" "

"

" "

"

" "

"

"

"

"

"

"

"

"

"

"

1.

"

"

"

"

"

"

"

"

"

"

"

"

"

"

U

“

”

“

”

“

”

“

”

1.

“

”

“

”

“

”

“

”

“

”

“

”

2.

“

”

“

”

“

”

72

3.

“

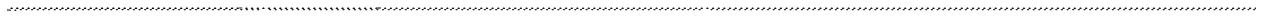
”

“

”

“

”



" "

2.

" "

"

"

3. " "

"

"

"

"

3.

" " 2010

" "

8

6

7

" "

10

" "

" "

"

"

" "

" "

4.

" "

1.

"

" "

"

" "

" "

30
"
"
2. "
"
"
"
"
"
"
"
"
"
"
"
"
"
"
99.5% 95.4% "
85.7% 95% "
94.4% "
30
"
422
92
16.8%
"
1. "
"9. 20"
8 8 " 5
3. " "
"
"
"
"
2009 80
19
10 200

6

227

4. " "
300

" "

"

"

" " "

"

" "

" 50

"

" "

" "

.....

" " " " " "

" " " " " " " "

" " " " " "

" " " " " " 2011 2 22

" " " " " "

" " " " " "

" " " " " "

" " " " " "

" " " " " "

60

3500 13500

185

3. " "

" "

" "

" "

" "

" "

“

”

“

”

2006

5

8

“

”

“

”

2006

“

”

“

”

12

“

”

“

”

“

”

“

”

“

”

“

”

.....

" "

" " " "

" "

" "

" "

"

"

"

"

"

"

"

"

"

"

21

"

"

"

"

"

"

"

"

"

"

"

" 5

25

39

"

"

"

"

"

"

"

"

"

"

"

"

"

"

"

"

50

"

"

1220

"

"

5

120

2800

1300

"

"

2009

1107

"

"

"

"

"

"

"

"

2009

"

"

"

2010

"

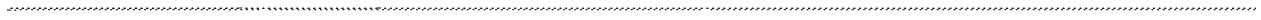
"

"

"

"

	4000				"
	105.7	3542.2			
	71.3		"		
2002		2005		90	
2008			"	"	
"		"			
"		"			
"					
50	8	36			
"		"		1996	
					"
			"		15
20	60				
"		"			
				1.	



" "

20 80

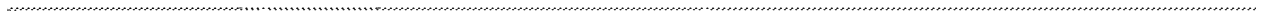
3 2010
39%

" 2007 "
" "
" "
"

24
4000 2010

4.

“ ”



					36			
	2737							
	88			2.	"	"		
				"			"	"
2006						"		"
	"	"				"		
"	"					"		
				"			"	
				"	"		"	"
						"		
			6			59		1080
		"		"		"		
		"			300			
		"		3.	"	"		
				"			"	
				"				
1.	"	"		"				
	"			"				
			"	"		"		
		"		"				
		"		"				
		"		"				
		"		"				
		"		"				
		"		"				
		"		"		74		
		"		"		"	"	
								222
	7.31							
10						8		
				10%				"

" "

" "

" "

" "

" "è"

" 9

12

" " "

" "

.....

" "

" "

"

" 50%

" "

" "

" "

"

"

"

" " "

" "

" "

"

" "

"

" "

" "

"

"

"

"

"

"

"

"

"

"

"

"

" "

" "

"

"

"

"

"

"

"

"

"

"

"

"

"

"

"

"

"

"

"

"

"

"

"

"

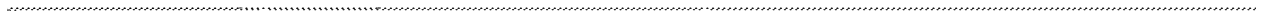
2006

700

2001

"

"



||

||

“

”

“

”

”

”

32

“

”

“

”

“

”

“

”

“

”

2008

“

”

“

”

62

“

“

”

“

”

“

“

”

“

”

“

”

2009

”

“

”

“



“

”

“

”

“

60

”

“

”

75%

“

”

60

2010

“

”

“



" " " " " "

" " " " " " " "

" " " " "

80

15

" "

120

" " 100

"

"

" " "

" "

2010

7500

" —

— " "

" " "

" " "

" " " "

" " "

" " "

" " "

" " "

" " "

"

"

"

†

"

"

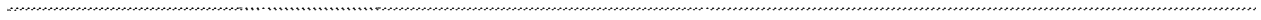
"

"

2002

2004 8

1.



3.

"

" "

" "

"

60

10

" "

10

2010

"

"

2.

"

"

1.

"

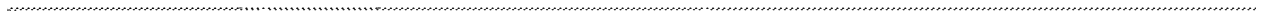
"

2009

4

2.

3.



//

//

2010

"

"

"

"

"

"

"

"

"

"

"

"

5

3000

467

10

"

"

100

"

"

"

"

"

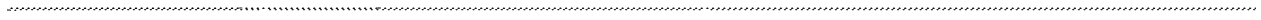
"

"

"

2010

ü



“

”

2010 “ ” 5 “ ” 2008

"

" "

3.

" "

1.

" " 1—2

"

" " " "

"

" " 50 "

" " " "

" " 2500

2.

4.

" " "

" "

"

" "

" "

" "

5.

3.

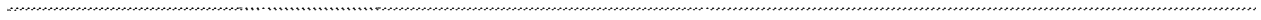
" " "

" "

" " " "

" " "

" "



"

"

"

300

"

"

600

"

"

30

3

"

"

“ ”

“ ”

“ ”

“ ”

5

30

“

“ ” “ ” “ ” “ ” “ ” “ ”

”

2006 5

160

“ ”

“

”

“

”

QQ

“

”

1500

2007

1

2

12355

"

"

"

"

"

"

"

"

"

"

"

"

"

"

"

"

"

"

8

1.

"

"

1.

"

"

"

"

2005

800

19

100%

2.

2.

"

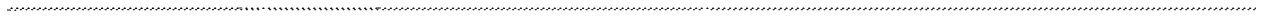
3.

"

180

3.

" "



20

51

100%

98.6%

12355

3.

19.4

100%

150

"

1.

"

"

70

"

"

"

2010

14

"

"

70

2011

6

140

"

"

"

"

"

"

2010

ý

2.

"

"

" 12318"

||

||

“

“

”

“

”

”

“

”

“

”

”

1.

”

1.

“

”

“

”

”

“

”

”

”

60

“

”

2.

“

”

“

”

3.

“

”

“

”

“

”

“ ”

2009

2009 11 16

2010

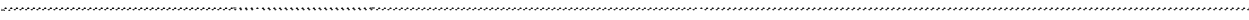
"

"

"

"

2009



2010	3	3		"				
2010				"				
						"		"
						"	"	"
				"				"
				"	"	"		
			2006			"		"
			2007		" 12. 5"			
				"				
			3				300	
			"	"	80			85
			15				94	
		2010	"					"
300								
							2008	
							"	
						"		
	2009	5	13					"
				"				
				"			70	
			2					
								2010
				"			"	4
								50

2009 12 5

" "

" "

500

"

" "

"

2010

12 27

"

"

2010

" 5· 18"

2010

1

7.8

" "

2011

8

" 3· 15" " 12· 5"

"

"

"

2008

"

"

"

"

5

2000

" 5· 12"

"

"

2010

2010 8 6

300

80%

11.2

18.7%

70

600

"

"

" "

"

"

2009

220

250

100

300

2000

"

"

2008 9

40

“ ”

21

2010

“ ”

95

“ ”

”

”

“ ”

30

1500

91

“ ” “ ” “ ”

“ ”

“ ”

“ ”

”

”

“ ”

“ ” “ ” “ ”

“ ”

" MY0511 "

30

" " " — " 0511

" "

"

"

"

300

2000

8000

" 0511

"

"

"

4000

"

" 0511 "

2008

10

"

2010

420

"

22

"

X

120

2010

12

" 0511

"

16

"

"

"

"

30

2011

2

2008

"

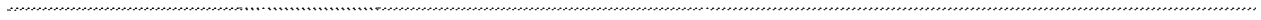
"

300

6000

178

				"	"	"		
			2003	—	"	"		"
9	"			'	'	—		"
"				"		"		"
	13			"		"		"
		0.2%						
4%			13382					
	1.3%					"		"
13.3%		23				"		"
	1		12.4%					
	1.1%			"				
				"		300		
	"							
" 10			"					



QQ

2011 3

4

10

"

.

"

"

"

"

.

"

"

"

400

QQ

QQ

10

"

"

1. " "

" "

QQ

6 3 " . "

3

10

" "

200

11 3

" "

" "

" "

" " " "

3.

2008

3 2010

" " " "

" " " "

100

2. " .

" 3

6.

2011 3 5

" "

4.

" " " " " "

5.

" " 2010

2011

QQ

20

" "

2.

4.

" "

"

QQ

"

3.

“

”

1500

“

+

”

9

.....

"

"

“

”

”

”

”

”

”

”

”

”

”

”

”

”

”

”

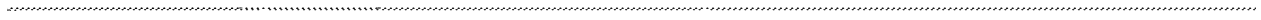
2—3

”

”

”

”



" " 2008
12000

2.

1. " "
" "

" "

" "

" " 500 3
2008
"

"

2008 " "
13

8

2.

70

1—2

“ ” “ ” “ ” 3.
“ ” “ ” “ ”
“ ” “ ” “ ”

1.

“

”

486

1.

“

”

2500

”

”

”

”

”

”

2010 6

2.

”

”

”

”

”

”

2010 6

”

”

”

”

”

”

100

10

100

2010

”

”

600

203

3.

"

"

985

" " "

" 8 " 20 2010 7

" 3

4

8000 8 3

8 26

10 " "

" " 8 14

" "

" " 11

" " 11

2010 9 " " 12

45 " "

4.

" "

2011 6 23

7 9

" "

" "

8

" " 2010 8

" " 78

12

" "

5.

..... "

LED

" "

21

"

"

"

"

"

"

22

200

"

"

"

"

2.

"

"

"

"

vtr

"

"

"

"

"

"

"

"

2010 10 9

"

4.

"

3.

" "

18
200

22

58 " "

15

" "

"

"

" "

3.

" "

" "

" "

"

" " "

20

" ———

"

" "

" "

" "

1.

2010

" "

" "

" "

" "

" "

1.

" "

" "

2.

" "

8

" "

.....
" " " " " "
" 5 34 200 "

53

2. " " " " 2010 1. " "
12 " " " " " "
" 20 " " 12
" " " " " 12

" " " 2011 1 16 " "
" " " " " " " 90
" " " " " " 21
" " " " " " 7 50 22

" " " " " " 35
" " " " " " 40 24
" " " " " " " " " " " "

3. " " " " " " 2. " " "
" " " " " " " " " " " "

" " " " " " " " " " " "

" " " " " " " " " " " "

" " " " " " " " " " " "

" " " " " " " " " " " "

.....

"	"	30	"	"	ü
"	"	30	"	"	
"	"	30	"	"	
"	"		"	"	
"	"		"	"	

2011

" " "

"

"

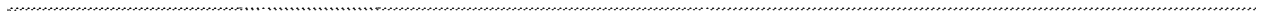
"

—

" "

15

.....	"	"	"
3.	"	"	"
400	"	"	"
		6.	"
"	"	"	"
"	"	"	"
"	"	"	"
			"
			"
4.	"	14
		"	"
		"	"
		"	"
		"	"
10		"	"
81890		"	"
81890	300	"	"
		"	"
	3000	"	"
		"	"
"		"	"
81890		"	"
		"	"
		"	"
		"	"
		"	"
		"	"
		"	"
		"	"
		"	"
		"	"
5.	"	"	"



1.

3.

81890

" "

" "

4.

106

" 2009"

2000

"

"

5.

2.

3. " 2008 " 2010 11

2010 11 30

15

1.

1.

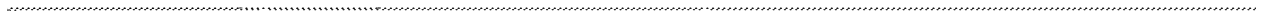
2.

2010
2 10 60

2000

2.

3.



4. " " " "

" " " 10 "

100

5. " " " "

2

50

" " " "

1.

Ž Ž

1.

2.

" " " " " "

3.

2011

70

2700

25—45

2011

QQ MSN

70

370

1.

2011 2 24

"

"

QQ

"

"

ahwlzyz@126.com

3

14

120

5

2.

6

28

17

39

2.

" "

3.

"

"

134

92

42

90

3.

81

"

"

"

"

QQ

6

722

1116

1.

“

”

“

”

“

”

“

”

“

”

“

”

“

”

1. “ ”

“

”

“

”

"

4. " "

" "

" "

" " "

"

" "

" "

" "

" "

" "

4. " "

"

"

.....

"

1. " "

9200 70%

2200

" "

1122

1118

3. " "

2. " "

"

" " " " " " " " " "

" " "

"

1 20

" "

" "

" " " " " "

"

100% "

" " "

"

"

" "

....."

" "

" "

" " " " " "

"

90

3. " "

"

" " " "

"

"

"

"

" " " "

" "

"

" "

" "

" "

" "

" "

"

" "

全国农村精神文明建设 工作经验交流会

”

”

”

118.3

12.3%

12

101

”

642

11275

1.

1128.62

46.6% 1996

44

”

”

2.

”

”

”

”

” ”

3.

4.

2008

1500

"

"

"

"

50

"

"

"

"

"

"

"

"

.....

" " " " "

"

"

"

"

"

"

"

"

"

"

"

"

"

"

"

"

"

1.
2001

8

2.

2.

" " " " " "

3.

"
"

3.

" "

1.

”

”

” ”

3.

2008

” ”

” ”

1.

” ”

1.

” ”

2.

” —

” ”

”

3.

”

”

2.

1. " " " " " "

" 2.

2010

90%

2. " "

3.

" 2131" " "

3. " "

4.

3

4. 2010

1100 63 300

" "

" "

" "

1.

" "

"	"				"	"		
				"				
					106			9000
GDP	19			4				
		7700						
57%								
1%			6.2%					
			6%					
"	"				"	"		
"	"							152
						75		2942
	"	"			98.37%	76.96%		
		7000						
					"		"	"
					"	"		"
					"	"		"
"	"	"		"				
"			"	"			50	500

63%

77

10%

701

260

"

"

"

"

"

"

"

"

"

"

"

"

"

"

78%

58.4

2800

20

"

"

"

"

"

"

"

"

"

"

"

"

"

"

"

"

"

"

"

"

"

"

55

"

"

1929

"

"

"

"

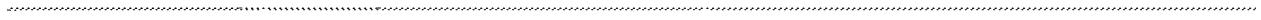
"

"

"

"

"



75%

6

4000

6

2.5

4.6

"

"

"

"

"

"

"

"

6

2.3

900

320

"

"

2006

13

"

"

"

"

5

"

'

'

"

"

'

'

"

"

"

"

"

"

"

1%

3

1

"

"

"

"

'

'

"

"

"

"

10

"

"

"

"

"

"

.....

10

" " 5 "

" " " " " "

1. 5

" " " " 2.

2010
160 53 "

" " " " " "

3.

" " " " 1.3%

LOGO

" " " " " "
13.2% 10.9%

5 " ' " "

“ ”

“ 5· 12”

“

“

2.

50

“ 1 + 13”

2011 5

“

13

“

2010 2

“

“

“

“

“

“

“

“

“

“

3.

“ 2131”

“

“

“

“

1.

2011

25

“

“

40

545

“

“

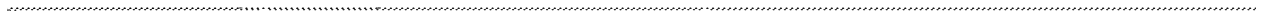
1.

95%

16

“

“



" " "

"

2.

"

"

2.

50

" "

15 " "

"

"

" "

3.

"

"

2010

900

1

" "

3.

2010

" "

" "

80% 70%

80% 60%

" "

1.

1200

" "

" "

"

"

||

||

“

“

”

500

100

“

”

1000

“ ” “

”

“

”

“

”

“

”

“

”

2010

15000

“

”

“

”

“

”

“

”

“

”

“

”

“

”

“

”

“

" "

1000 " 2
100 " 200

" "

260 2 6 2002 2 856 754 589 1155 851 2/3

42 724 100 2008 134 " "

2008 11 " " 38 2000 3 " "

2010 2. 18

2

" "

16

"

"

"

"

"

"

"

"

"

"

"

"

"

320

"

1. 1

4200

"

DVD

2008—2009

“

”

2

||

||

1864

48

42

“

”

" "

" "

2.

"

"

" J

.....
" 6000 " "

5 1100

10 4

2. " " " "

5000 —50000 1. " " "

3. 2. — — — "

3.

2000 " " " " " " 30000 5000 1000

200

" " 4. " " "

" "

5. " "

" " " "

" "

" " " "

6.8 " " " " "

1030 " 3 7 57 69 " " " "

70% " " " " 1. " " " " " "

6.6 14 1 " " " " " "

2007 " " " " " " " "

490

620

120

"

"

"

"

"

"

2.

"

"

"

"

"

"

2.

"

"

"

"

"

"

"

"

22291

6412

130

250

3.

"

62.98%

3.

"

"

"

"

"

"

"

"

"

6000

2600

"

"

1.

	"	"						
			25.3					
13		271						
				2010			56	
		1100			145			20
10								
				2.				
					345		54	
				22				
							480	
			1723					
8			43					
	50.4			3.				
	2010							
932		93.2		"	"			
	14857	6295			"			
		376					"	
						8		
				15				305
						291		
	"	"					80	
1.								
				4.				
689								

52

180

104

7.

"

"

"

864

"

"

"

5.

"

+

"

"

"

+

"

"

60

2011

"

"

86

96%

"

"

2000

12

6.

410

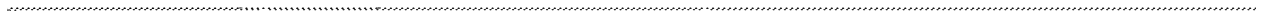
5

1320



部委篇

BUWEI PIAN



2011

" "

" "

"

"

90

"

"

"

"

"

"

"

"

"

"

90

"

"

"

"

"

"

"

"

90

90
90 —

90

" "

90

" " "

" "

" "

" "

"

" 80

" "

" "

" "

" "

2011
2009—2011

8 141

74

"

" "

"

" "

610 " " "

"

" "

1000

.....

“

”

“

”

2006—2010

“

”

“

”

5

2011

" "

90

2011

90

3

"

"

90

"

"

"

"

"

"

"

"

90

"

"

	200		2002		10	2011	
		4000	12				4
5					10		
	"	"					
	"						
"			"	"	"	"	
				"	.	"	
	"	"	"	.	"		2011
							12
2011					18		
			5000				
	"						
"							

2012

" "

" "

" "

" "

"

"

"

"

2012

"

"

.....

"

"

"

"

2011

62 90 100

2011

2

12

"

"

" "

65

7

" " " "

" "

" "

" "

"

"

10

"

4

42

"

"

"

5

"

"

"

"

2011

97

18

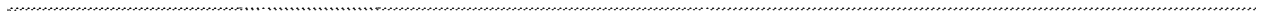
79

15

92

"

"



2011
“ ”

90
2011

”

”

”

†

” ”

90

2011—2015

” ”

2011 1

20 22

” ”

”

" " " " 100
100

2011—2015

" " " "

2011

" " 2011

2011 3

2011 8

4 12

" "

90

"

"

" "

2011

"

"

2011

2011 11 17

"

"

"

"

"

"

"

"

2011 7

2011

" "

" " " "

2011 12

" "

98

2011

2011

“ ”

“ ”

2011

2011

“

”

“

”

“

”

90

“

”

18

"

"

26

25

38

"

"

"

"

K131/132

· 1814

3

"

"

"

"

"

"

"

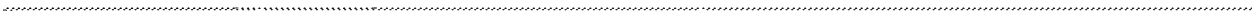
"

"

"

"

"



“ ” “ ”

“ ”

“ ”

“ ”

2012

”

”

”

”

”

”

”

”

”

”

”

”

“

”

“

”

“

”

”

”

“

”

2011

1

"

"

"

"

"

"

"

"

“

”

”

”

”

”

”

”

”

”

”

”

”

”

”

”

”

”

”

”

”

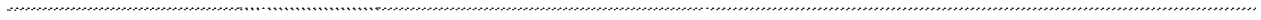
”

”

”

”

”



14

10

9

"

"

"

2009—2010

"

12

2011

“

”

“

”

90

2011

“

90

”

90

2010

1

“

”

9

“

”

“

”

”

”

”

” ”

”

2010 5

1200

”

”

”

”

”

”

3800

”

”

2011

1300

100

100

”

”

”

”

”

”

”

”

”

"

"

"

"

"

"

2011

7

2011

" "

"

" " "

"

"

"

"

90

"

"

90

"

"

"

"

100

"

"

“

”

"

90

5

13

92

2009—2011

“ ”

3

62

257

11

66

28

“

”

“

”

“

”

“

”

“

3

”

”

“

”

14

27

“

”

“

”

“

”

90

——

”

“

90

.....
" " 11 28 N " ý

" "

" "

42 72 216

24

8

1300 4

" "

7

" "

' " 30 17

" " " "

" "

" "

4

2011 13600 31

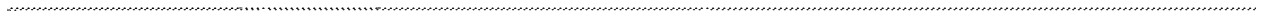
83

1

98%

"

				"	"				
	EAP								16
								80	90
92		2011	1—9	"	"				
		16.9							
8300		21							
	93		189						
				"	"				
							201		
	2011						"	"	
					18				"
				"			"	"	
							"	"	
				"					"
				"					
	"								



2011

90

90

" "

2011

"

"

90

" "

" "

82

105

21

" " " "

"

"

"

"

" "

"

"

"

"

" " " 129

90

"

"

"

"

9

1

85

95

"

"

5

"

"

"

"

"

"

"

"

"

"

"

20

56

"

"

5

"

"

.....

2011

" "

" "

" "

" "

" "

" " "

" "

.....

"

"

"

"

"

"

"

"

"

1

" " "

" "

2007

" "

" "

2020

2011 12 21 "

"

" "

"

2011

2011

"	"		8	"	"				
			100		44	9			21
								2	
			29						
		80						8	
									168
	1.8							77	8
		6000			48	DM		35	
					5				
			1.2						
561				1.1					
							3861		1020
4400					675				
	"	"							
"	"				2011				"
"	"			"					"
"	"			"	"		"	"	"
2011	1—5	10—11							
		"	"						
			"	"					
		906		477					
800									
8491		344							
"	"			717		"		"	
		2614		"		"		"	
"									
3.75	/								

"

"

"

"

"

2011 11 10

" "

2012

" "

"

"

2011

90

100

”

”

—— ”

”

5

2739
10%

2642

2011 4—5

”

”

”

”

”

”

90

”

90

——

”

780

100

"

"

"

"

"

"

"

"

"

"

2011

2011 26

"

"

"

"

"

"

"

"

"

2008

"

2011

2011

“ ”

”

”

”

”

“5 + 3”

”

”

”

”

”

”

”

”

”

”

”

”

”

”

”

”

2008 1

2010 1

“ ”

”

2009—2011

56

“

”

6

2

2011 5

9

5

6

“

“ ”

“ ”

“ ”

“

90

90

90

“

2011

90

2011

7

19

"

"

"

"

"

"

90

"

'

6

'

"

"

"

"

"

"

"

"

"

1 19

4 28

10 13

97

858

1515

10

1100

"

"

40

"

"

90

90

"

"

90

"

"

2011

30

33

2011

226

880

1334

225

99.57%

10

"

"

"

"

"

"

"

"

"

"

"

"

"

"

"

"

"

"

"

"

"

"

5

"

"

2011

"

"

"

"

"

90

90

90

90

90

"

"

"

"

"

"

"

"

90

"

"

10

"

"

"

40

"

"

"

"

"

"

—

" " 2011
" "

"

"

131 195
7425

1. 13

	220			"	"		"	"		"	"
370	15					"	"		"		
		10	16								

9.4

" " "

2011

90

"

"

"

" "

"

2

520

"

"

100

1

600

"

"

"

"

100

90

"

"

6

400

"

"

1300

"

—

"

1.5

"

8

"	"	1600				12		
"		10			11		"	"
							"	
"	"				4			
					2400			
800		"	"				4.32	
"								
20	"	"	"			"		"
		8700				"		"
"	_____		"		"			_____
		4000		"				
"			"	_____				
	_____			_____				
		"						
		14						
		5000		420				
					"		"	
					8268			266.5
								4000
			2					
	"		"					
				"	"			

6

MV

2

1

257

"

"

1.3

20

"

"

"

"

"

"

500

"

"

"

"

"

"

"

"

"

"

flash

"

"

"

"

3000

1

"

"

" 29

14

"

"

430

"

"

" —2011

"

" "



地方篇

DIFANG PIAN

概况综述

2011

90

" " " "

" "

90

" " " " " " " " " "

" "

2011

" "

90

" "

290

" " " " " "

104

2011

“

”

“

”

13

“

”

52

“

”

“

”

”

”

4

“ ” 15 10 “ ”
 40

特色活动

“ ”
 “ ” 2011 “ ”
 “ ” “ ”
 “ ” 22 “ ”
 50 1200 1200
 “ ” “ ”
 “ ” 20
 “ ” “ ” 5 10
 “ ” “ ” 22 “ ”
 “ ” “ ”
 “ ” “ ” 10 “ ” 10
 “ ” “ ” 20
 “ ” “ ” 30
 “ ” “ ”
 “ ” “ ”
 “ ” “ ”
 “ ” “ ” 10 43 117
 30

“ ”

“ ” 10 10

16 10
——

”

” ——

9· 28 10

探索创新

104

“ ——

”

”

”

”

——

”

——

”

”

“ ” ”

“ ” ”

“ ”

“ ”

2010 2011

“ ” “ ” “ ”

4000

”

“ ”

”

“ ” “ ” 100

6

500

106

”

”

15

.....

" " —

概况综述

2011

" " 300
" "
" "

"

" " " "

130

" " " "

"

" "

3

10

" "

3800

5

100

" " "

"

"

"	6000			30				————	
5	"	"	2. 9			"			"
"			10	"					
		150							
		960							
740	3	"							13
	"	"							
								51	
								2009—2011	
						90			774
								148	
								105	
258								139	
				"		"			
				1. 8				4	
	200								
	3	"		"					
	8			21		"			"
		30							
"		"							
		61							
						"		300	
						"		4	
				"					
"	"	"	"	"	"				
"	365"	"	"	"	"	"	"		"

475

“ ”

“ ”

“ ”

“

”

37

“ ”

”

“

“ ”

”

“

”

”

”

”

.....

" 1500
" "
3000 100

" "
" "

1100
" " 10 "
" 30 80
4

10
" "
" " " 1396 14988

5
" "
" " "
" "

2.48
" "
1.1

32 " " "

20

特色活动

10

12 12

150

2011 11 " "

" "

12 20 3945770 "

3 " "

" " " "

" " " 5

" "

6000 " " 4

30

423

325 92885

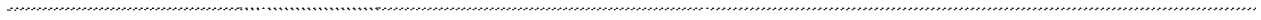
2.9 " "

"

3548031 " " 29.34% "

15 " 23.17%

5 2012 1 13



"

"

"

" —

2011

"

"

"

300

"

1396

14988

7 11

9 26

3

2

10

16

100

2011

1520

20.4

780

4000

127

3.7

1250

1.8

9000

36

4.2

20

"

2011

"

"

"

"

"

探索创新

" " " " " " " " " " " "

2011 3

" "

10

" " " " " "

1.

" "

" "

"

.

"

"

" " " "

" "

2011 6 10

4

8

"

" 609

"

"

3.

"

"

"

"

57

66

7

65

1.

2011 4 22

12

3.

”

”

”

2.

”

”

”

4.

"

"

"

"

"

"

概况综述

2011

69

2.5

33293

"

"

90

"

"

"

"

"

"

"

"

"

"

"

"

"

"

			1600	36		407		351
						6582		
9								
		6	23					
"	"							
"			111					
		322						
								11
					36	22		
							5	
	"	"						
					15			
"	"				"	"	400	
					800		"	"
						2		2000
							2011	46
								106
139	500							
7000							"	" "
	86	3870			" "		" "	
				" "	" "		" "	
			9301					
						54		
								127

30

“

”

30

特色活动

“

”

“

”

“

”

25

“

”

300

“

”

“

”

“

”

“

”

2011

“

”

400

"

"

"

"

2011

3

2011

"

"

"

"

"

"

"

"

13

"

"

"

"

"

"

"

"

"

"

"

LED

"

"

"

"

"

"

"

“

”

“

”

”

”

11
105

19

34

619

407

"

" 351

32851

6582

"

"

"

"

2011

"

"

2011 8 8

9

100

100

"

"

"

"

"

"

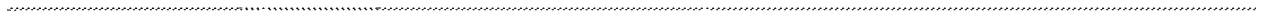
2011 5 27

45.6

				"		280			
					300	2011	10		"
		"	"				"		
							"	"	
					55				
								10	22
						20	"	"	
			"						
"	"	"	"						
"								"	"
						"	"		
		"	"						
		"		"					
"		"	"	"					"
			"		"				

探索创新

	"	"				"	"		
						"	"		
2011	"	"							
"	"					"	"		
									2.5
		50%				"	"	"	"
				"	"	"	"		
				"	"	"	"		
"									



"

" " "

10

10

" "

10

10

" "

11

400

"

"

"

"

"

"

" "

400

" "

1—2

" "

" "

" "

" "

" "

" "

" "

" "

“ ”

“ ”

500

“ ”

“

“

“

“

“ ”

“ ”

“ ” “ ” 2011

“ ”

“ ” “ ” 2

“ ” 1000 “ ” 200

“ ” “ ” 100

“ ”

“ ”

100 “ ” “ ”

1000

“ ” “ ” 90%

2011 “ ” 1000

“ ”

" " 2000
1 " " 450 15
4

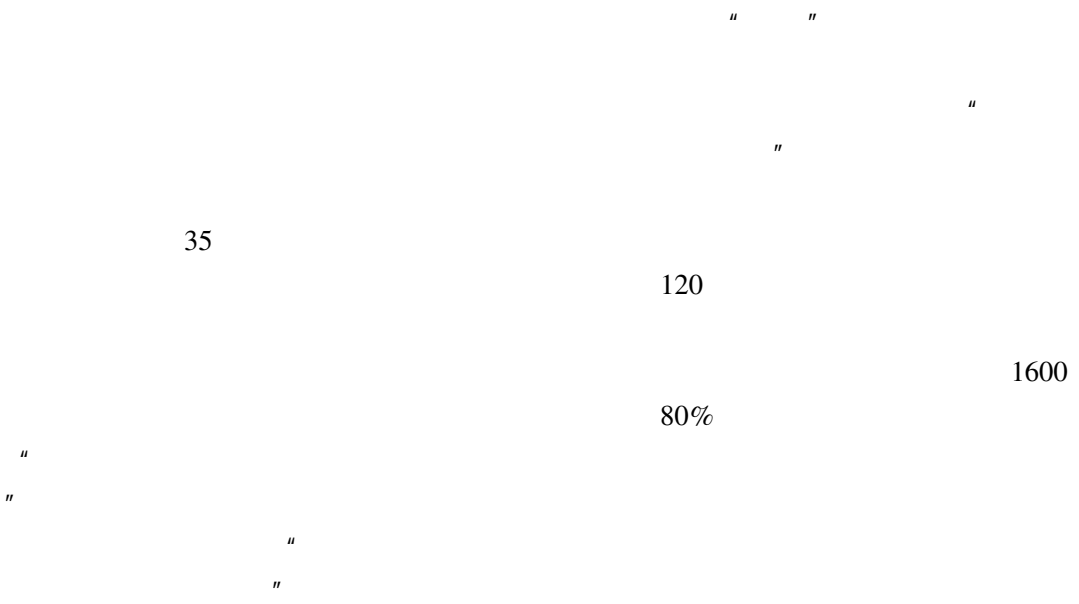
" "

" " " " " "

2011 5

6

10 12



概况综述

2011

" " " "

"

" 7· 28 "

90

"

"

" "

" 7· 28 "

90

" _____ " "

" "

" "

"	"	"	2011	"
186				2000
15		1000		
		120		60
				300

“ ”
“ ”
“ ” “ ” “ ”
“ ”
“ ” “ ” “ ”
“ ” “ ”

52

38

2011

“ ”

“ ”

100

2000

“ ” “ ” “ ”
“ ” “ ”

35

“ ”

“ ” “ ” “ ”

“ ” “ ” “ ” “ ” “ ” “ ” “ ”

“ ” “ ” “ ” “ ”

“ ” “ ” “ ” “ ” “ ” “ ” “ ”

“ ” “ ” “ ” “ ” “ ” “ ” “ ”

“ ” “ ” “ ” “ ” “ ” “ ” “ ”

“ ” “ ” “ ” “ ” “ ” “ ” “ ”

“ ”

2011 "

"

" 12. 1"

"

"

2011

"

"

"

"

"

"

"

"

"

"

"

"

"

"

45

"

"

3

"

"

11

"

"

"

"

119

"

"

"

"

"

"

"

"

"

"

"

"

"

"

3891

800

2

特色活动

ý

“ ”

“ ”

“

”

1.

4.

2011

"

"

"

"

"

"

"

"

"

"

探索创新

2011 6

2011

" 1231

“9. 20

”

20

“ ”

90

“ ”

3800

“9. 20

”

“ ”

“ ”

“ ” ”

“ ” ”

“ ” ”

2011

“ ” ”

”

“ ”

”

2011 4

“ ”

“ ” ”

“

”

2011 9 23

“ ” ”

”

”

“ ” 2011 ”

’ ”

2011

			"		"		"	"	"
.	"	"			"	"			
"	"	"							
									100
	2011								
	2.3		8.6		"		"		
			3000						
	18		2.8						
2011	252								
							2011	2	
			"	"	"				100
"	"	"				80	"	"	28
			"	"					
"	"								
"	"								200
			2011						
			80						
26		7	"	"					100
41			68			2000	80	"	"
	446		276		1000	2011	5		
	218								
1429			32						
"	"	"	"						

			17		17
	32				
		13			
			2000		
					"
			"		
		32			
		17			
	4				
	5				
	8				"
2					"
					"
				"	
				"	"
			"		"
			"		
			"		"
			"		
	2011	27			"
			"		

概况综述

2011		90			"	"
"	"					54
				2		
						10
	"	"				
				1		2
						14
				"		"
			3			
	90		"	"	—	
"					"	6
					"	"
2011						
			3	52		286
9						
	10		300			

10

"

"

3

10

2

"

"

"

"

"

"

"

"

"

"

"

"

"

90

90

"

"

"

"

"

101

"

2011

"

90

"

"

"

"

"

"

"

"

"

"

"

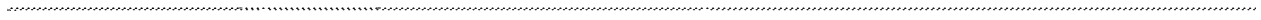
"

" 2011

" " " " 15 " " " 1
2011 4
1
" " " " " " "

探索创新

3 200 2011 " " " " " " " " " " "



"

"

"

"

"

" " " " " " " " " " " "

" "

2

5000

2.7

20

20

100

"

"

"

"

"

"

2011

"

"

"

"

"

"

7

"

"

"

"

"

"

"

"

"

"

"

"

"

"

2

"

"

"

"

"

"

"

"

3

2011

"

301

295
71 65

2011 4
70%
50% 4 2011

6
6
+ " " + " 110"

60

5

2011 8
15
305 291

80

" "

概况综述

					110				
	"	"			"				"
	"			"		70		25	
2013						177	"		"
	"		"						
					"				
					2000		1700		
	4	7							"
"			"		"			"	
6					"				"
18			"						
	"								
		58							
			"						
"									

" " " " "

" " " " "

" " " " "

5 4 23

50

22 27 22 30

5 254 24 7 2

26 5 200

5

90 2011

" " " " "

8000 2 8

"

"

177

" "

"

"

"

"

"

"

1700

" "

"

"

2000

1 "

“

hold ”

100

“

”

“

”

9 20

探索创新

“

”

“

”

“

”

2000

“

”

“

”

“

”

“

”

“

”

50%

90%

“

”

“

”

“

”

“

”

1

1

4

" "

1 2011 3 25
2011
600
2011 10

3597

65

1

1

" " " "

1.5

1

6

2012 2

120

2011

概况综述

2011

—
1

8

213

7

1

30

11 25

547

" "

2011

"

"

" "

"

" 10

" "

4 18

"

"

" "

2011

"

"

"

"

12

2009

2010

"

"

90

"

"

"

"

16

"

"

"

"

"

"

2012

"

.

—

"

—

"

"

"

"

"

"

9

"

"

"

"

9 29

2012

“

”

2

概况综述

“ ” “ ” “ ” “ ”

“ ”

“ ” “ ” “ ”

“

“ ”

1 9
50 “ ”
300 “ ”

48.25% 40.1% 17.11%

2.4 300

104 506

" "

" "

" "

" "

320

5

164

2008

2011

35

" 55345 "

90%

100%

13907

22.2 2

62.3 % 47% 61 %

"	"
	25
2011	
635	154.6

"	"	"	"	"					
		"	"	"	"				
		"	"	"	"				11
						11	100		
"		"							
								7	AM945
						13			
									70%
"	"	"	"	"	"				
	"	"		"	"	13		10	
							1/4	36	
									60%
"			"						
		6							
"			"						90
	90			6					
12	64	64		113					

128	272			
10%	6	9%	"	"
3				
		"	136	5
	"			50
635	154.6			

探索创新

			181	9	3
				"	"
		40		1	2500
		"	"		3
					2011
					300
					1500
	"				
					"
"					
"					
"					
50	11	1090			
	97880				
53		375			

1 6
8 30

100%

98%

" "

191 42 191 15
6 5
5 87

100

50

50

100
00

80

1

3000

20

4

980

1520

1630

4

5

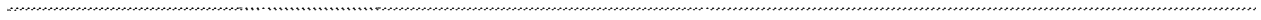
100

100

"

"

3200



”

”

”

”

” ”

”

”

”

”

” ”

”

”

”

”

”

”

”

”

2011

”

”

2011 6

10

”

”

” 9 å l

2011

”

”

”

2009

”

”

2009

”

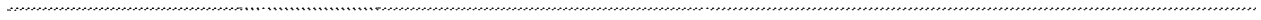
”

”

”

”

”



" "

" "

2009—2010

510

16%

1962

30%

7

7

180

25

25

5

"

"

15

100

"

"

2011

18

1000

2011

89.24

2010

91.60

"

600

"

89.13

" " " "

" " " "

12 5 26

" "

" "

44 10

" 26

" 6 2009

" 7

" "

"

2011

12770

"

" "

"

" "

" "

100

"

"

" "

"

" "

" "

"

" "

2011

"

2011

"

"

特色活动

" " 12 4

17

" 100

" 2011 2011 2 34

23 31

" 4 130

" 2011

18 5000 " " _____

220 200 5000 90

18 " " _____

7 1000 " _____ 5 7 " " _____

3100 100 " " _____

" " 12· 5 CD

12 5 " 5

" " " " _____

" " 9 24

"
" 6
5 PK 10
18

探索创新

"
2010 10 " 2011 "
" 10 "
2011 2011
2011 2009 "
" "
" 2010 11
90
" "
3
"

3

CSR

" ISO 26000—2010" "

2011

2011 7 12 12770

2011

2011

4.5

" " " 7 16

4

" "

" "

"

"

概况综述

2011

"

"

260

90

"

"

462

90

"

"

"

"

"

"

"

"

5

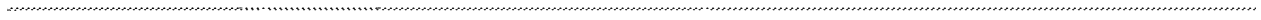
200

16.63

3500

400

"									8
	"	"							32
								18	
				90					
	"	"	"						
"	"	"	"						
	90		"			5		"	
42								"	
						3	"	"	
"	"							"	
1.1			"	50"				"	
76								"	
"								"	
				90					
"	"					"		"	
							133	"	"
								"	"
				124				"	"
	3100					"	8—12	100	"
	"	"				"			
182				10					
						"		"	
				1634				"	"



" "

2011

80
4

20

13

45

2

4

4

52

		12						
"	"	"	"					"
				"				
			"		"			
	"	"	"					
"				8				
"	"							
2010—2011								450
							"	"
	"	"		6				1
				7				
		5						100
		8		3				
							11	
	"	"						

特色活动

	"							
"								
2011	"							3
		7000		3		"		
	600			"				4
							45	
								4500

5 27—28

1000

6 28

10

"

"

2000

" "

" "

" "

" "

"

" "

"

" "

" " " "

" "

" "

" "

" " "

" " " "

" "

"

"

" " "

"

"

"

1
40

"

"

"

"

1000

" "

" "

“ ”

“ ”

“ ”

2011

90

“

“ ”

“

“

“

“ ”

“ ”

“

“

“ ”

5

“ ”

“ QQ

“ ”

“ ”

“ ”

“

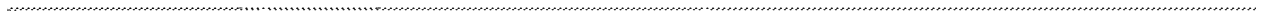
“ ”

“

“

“

“



" "

58

"

"

120

" " " "

" "

6

" " 45

" "

2011

"

"

" "

" "

" " "

" " " " "

8

3

" " "

" " " "

" " " " " " " "

" " "

" "

" " " "

" "

"

"

" "

" "

" "

" "

" "

" " 2011

" " 2010 "

" " 2011 5

" " 8

" " 20

" " 4

" " 7

" " 100

" " 100

" " 12

" " 2011

" "

2011

" " " "

2011 9

探索创新

8

" "

1.3

570

" "

" " " "

10

200

" "

" "

" "

" "

" "

" "

90%

" "

2011 4

" 3 100

"

" "

"

98.3%

"

4

" "

"

"

" "

13

130

"

" 49

30

" 96111 "

"

"

"

"

2011

"

.....

"

"

"

"

"

"

"

5

2000

"

"

"

"

16

4

"

"

"

"

30

267452

"

"

2011

50

"

"

"

"

"

"

"

"

"

"

"

"

"

"

"

"

"

"

"

"

"

"

"

"

"

"

"

"

“

”

“

”

“

”

9

4000

135

23

2

“

”

“

”

39

75

“

”

“

”

2011

5300

15

“

”

”

“

”

“

2000

—

3000

”

”

”

”

10

50

”

”

2000

“ 12345 ”

120

”

”

—

10

”

”

”

”

“ 12345 ”

—

535

174

100

179

182

2—3

1

200

”

”

—

”

”

”

1 + 1 ”

20

”

”

10

—

”

”

”

”

”

”

”

”

”

”

1

" "

" "

" "

" "

" "

"

" "

"

"

—

21

95

91

概况综述

2011

" " "

"

" " "

"

" "

" "

" 2011

2011

"

12 22 2011 "

" " "

5 " " 4

60

" " "

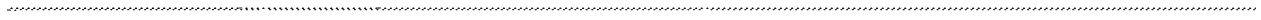
" " "

90 "

" —

" 7· 23

" " " " " "



" " "

2011

" "

" "

" "

2011

"

"

" "

" "

" " "

"

"

56

17

24

"

"

"

" "

"

" "

2011

90

"

"

43

" "

“

”

“ ”

“

”

2011

“

”

“

”

“

”

“

”

“

”

“

”

“

”

2010

“

”

“

”

“

”

“

”

“

”

“

”

“

”

“

”

“

”

“

”

“

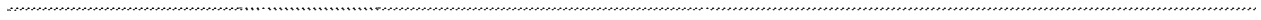
“

”

“

”

“



" "

1.3

" "

" "

"

"

2010

2011

特色活动

”

”

”

”

2011

”

”

”

”

3.

”

”

100

1.

”

”

”

”

”

”

”

”

”

”

”

”

1000

4.

”

”

2.

.....

"	"	"	"	"	"	"	"	"	"
"	"	"	"	2.					
2011		"		"			"		"
"				"					"
1.									
"	"	"	"	"	"	"	"	"	"
		"	"	"	"	7		"	"
			49	"				"	
"	"	"	"	"	"	"	"	"	"
"	"	"	"	"	"	"	"	"	"
"				3.					
		10							
"	"	"							
				90					
	1400				90				
1150		20					"	"	"
23	"		"	"	"	"	"	"	"
"	"	"	"	"	"	"	"	"	"
"	"	"	"	"	"	"	"	"	"
"	"		"	"	"	"	"	"	"
		26	"	"	"	"	"	"	"
	2.5								

"

"

1000

2.

"

"

"

"

1.

2007

3.

"

"

"

"

.....

“ ” “ ” “ ” “ ”
“ ” “ ” “ ” “ ”

“ ”

3

“

“

“

”

2011

4.

2011

“

”

“

”

" "

"

"

2011

865

" "

15654

探索创新

”

”

7

6

2011

6

5

20

“ ”
“ ”

58

“ ”
“ ” 30 110

36 “ ” 81 10 24 1187

“ ”

“

“

“ ”

“ ”

“ ”

48

67 2680 145

“

“

“

“ ”

“

18

“

“

特色活动

“ ”

“

”

2011

“

”

2.

“

1.

”

“

”

“

”

”

”

“

”

“

”

3.

“

”

“

”

“

”

探索创新

“ ”

2011

“ ” ‘ ’

”

1.

“ ”

”

”

”

”

“ ”

“ ”

“ ”

“ ”

“ ”

概况综述

2011

"

"

"

"

"

"

300

"

"

"

"

"

"

"

"

600

"

"

8

"

"

"

"

25

300

9

"

"

35

"

"

"

"

"

"

170

107

"

"

62

"

"

"

"

"

"

"	"	"				
"	"					98
		30				
100	20	10				
		6				
					36	
	"	"	242			"
					" "	" "
					" "	" "
	48	"				
"		27			" "	
		439				
						"
					"	
					" "	
"	"	"	"	"		
"	"	"	"	"		
					" "	
"	"	"	"	"		
"						
	37					2011
					"	
		"				
		"				2009—2011
"						
"	"					

“ ”

“ ” “ ” “ ”

“ ” “ ” “ ”

特色活动

1000

2.

1.

2011 17

2

“ ” “ ” “ ”

“ ” 160

50

17

3.

" "

7

" "

" "

4.

" "

" "

2009 2

" "

" " " " " "

3

110

" "

" "

" "

"

" " " " "

2011 1

" " " 2010

2011 12

"

" " " "

—

"

50

1

" "

—

1.

31

" "

" " "

"

“

”

“

”

”

”

“

”

”

”

2.

”

”

45%

92%

20

”

”

”

”

" "

2012

" "

"

"

"

"

ë

2010 3

2012 2

100

1.

"

"

2.

2010 4

2010

3.

130

"

"

"

"

10

3

150

46

2.

"

"

60

90

1.2

"

"

"

"

26

23

"

"

"

"

"

"

"

90%

"

"

"

"

"

"

200

5

"

"

2011

"

"

"

"

"

"

"

"

概况综述

2011

9 19

" "

16

10 12—29

" "

76

8.7

"

"

"

"

40 3

2011

30

" " 54

8

12 1—3

2 22

"

"

			10			"		"	
12	30					"			
"			"						
								"	
						"		2010	
"			"						2011 6
								"	"
"	"								"
			"						"
"	"								
			"			8	12		"
						"			
"	"		"			"			"
		2011							90
"	"	" 600				5	6		2011
	500			2000					
	361			94					"
"		"						"	——
						"		"	"
2011	9	25—30				"		"	"
"			"						"
								10	90
						7	10		
						"		"	
40									
		100	6						
			20						
"		"							
									"

" " 2011

"

"

20

1200

30

1 9 7—17

20

“ ” “ ” “ ” “ ”
 “ ” “ ” “ ” “ ”
 “ ” “ ” “ ” “ ”
 “ ” “ ” “ ” “ ”
 “ ” “ ” “ ” “ ”

2011

106

2000

5 31

10 26—28

愁

57

11 9—24

9

5
20%

90

90

90

2011

300

17 130 123 366

20

100

900

11

35

160

21—23

10

"

"

170

"

"

"

"

"

"

"

"

"

"

2011

264 593

"

WAP

106 734

"

1727

"

"

10

2

"

"

6

"

"

"

"

3

"

"

1000

特色活动

“

”

“

”

1

“

”

”

”

70

“

”

“

”

”

”

“

2010

9

”

“

”

”

”

500

1000

56

2010

9

"

20

13

28

"

"

探索创新

1.

2008

"

"

" "

2.

60% 85%

" "

40% 87%

6.

2011 110

32

18. 595

" "

"

" "

" "

" "

" "

1. 43

0. 34 24 99%

2010 4. 48

1. 21

4. " " " "

3. " " " "

概况综述

" " " "

" " " " — " "

" " " " " "

27 " " " "

" " " " " "

" " " " " "

51

70

2 " 8 " "

" " 62 " "

" "

" "

39

17

12

" " 63 " "

" 5 "

" 26 "

"

35

" "

" "

" "

1000

"

"

" "

4

124

71

8

52

.....

“ ”

“ ”

“ ”

76

800

80

“ ”

“ ”

“ ”

“ ”

“ ”

2100

20

“ ”

“ ”

800

“ ”

“ ”

“ ”

“ ”

50

1

“ ”

“ ”

4

“ ”

“ ”

“ ”

16

“ ”

“ ”

“ ”

“ ”

“ ”

“ ”

“ ”

特色活动

“ ”

“ ”

“ ”

“ ”

“ ”

“ ”

“ ”

“ 1603003 ”

“ ” “ ”

“ ”

219

“ ”

“ ”

2011

“ ” “ ”

13

“ ” “ ”

40

“ ”

“ ”

“ ” “ ”

“ ” “ ”

“ ” “ ”

“ ”

“ ”

“ ” “ ” “ ” “ ”

“ ”

“ ” “ ”

100

“ ” “ ” “ ” “ ”

189

452

70

“ ”

“ ”

“ ” “ ” 126 “ ” “ ”

"

"

"

"

"

"

"

"

"

"

"

"

"

"

"

"

"

"

"

"

"

"

"

"

"

"

"

"

"

"

"

"

"

"

"

"

"

"

"

"

"

"

"

"

"

"

150

10

"

"

2011

探索创新

"

"

2012

50%

2015

" 70%

"

"

"

2011

5

"

"

"

"

"

"

"

"

"

"

"

"

100

3

“

”

“

”

“

”

“

”

“

”

”

35

”

“

”

“

”

“

“

”

”

“

”

49

“

”

5000

20

“

”

“

”

“

”

“

”

“

”

”

”

36

5

“

”

“

”

1/5

"

"

概况综述

2011

“ ”

’

”

”

”

”

”

”

”

”

”

”

”

”

”

”

”

”

”

”

”

”

"

"

"

"

"

"

"

2011

"

" 360

"

" 113

"

"

478

49.5

185

11

"

4

"

7

"

"

"

"

11

10

"

—

4
43

" "

2011
18

16

" "

" " " " " "

" " " "

" " " "

" "

2011
58

736

" "

" " " " " "

" "

" "

" "

2011 " "

10 " " 10

" "

" " " "

" "

1. 15 245
623 3900

		2011	" "	" "
2010			"	2011
			198	
50	" "			
	12		2011	1.7
			1.8	2700
			5000	3
			"	" "
	" "		"	"
			2500	
				1000
			2011	" "
106				2011
	2200	" "	100	
	" "			
"	" "			
"	" "			
			6	
"				920
	" "			"
	2011	6	—	"
	"			

“ ”

“ ”

特色活动

“ ”

“ ”

“ ” “ ” “ ” “ ”

2011

1510

80

" "

1.

2011

" " " "

"

" " "

" " " "

1. " "

" "

167

"

2011

"

2.

2. " "

" "

2011

" "

3. " "

" "

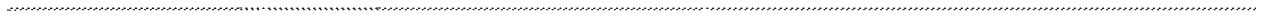
10

" "

5000

3300

3.



"

"

"

"

"

"

"

"

"

"

"

"

"

"

"

"

"

"

"

"

"

"

4.

"

"

>

"

"

"

"

"

"

"

"

"

"

"

"

"

"

.....

" " "

2. "

" "

“ ”

”

”

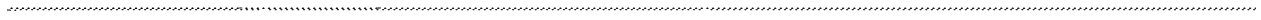
”

”

1.

”

”



" " "

2011

"

6000

1.

7000

"

"

1.

"

"

2011

27

2.

"

"

2.

42

2011

"

"

3.

2011

"

"

"

"

300

"

"

“

”

“

”

”

”

4.

“

”

“

”

”

”

”

”

概况综述

2011

“ ” “ ” “ ” “ ” “ ” “ ”

“ ”

“ ”

“ ” “ ” “ ”

“ ” “ ” “ ” “ ” “ ”

"

"

"

"

"

"

"

"

800

"

"

3

"

"

" "

" "

"

90

—

2011

20

1929

1965

3.8

3450

58

230

"

"

2000

"

" "

3

"

"

"

" "

"

"

2000

"

“

”

”

”

“

”

”

”

“

”

”

”

”

”

”

”

”

”

”

”

”

”

”

”

”

800

90

90

200

”

”

”

55

”

”

”

特色活动

7

4

”

”

2011

”

”

”

”

2011

1

1.

"

"

2.

1 18 9 33 " " _____

24

" " " " 2011 90

" " " " " "

" " 4 " " _____

1 " "

" " " " " "

" " " " " "

" " " " " "

1500 " _____

3. 90 " "

" " " " " "

1 7 " " " "

100 " " " "

94 " " " "

" 90 " "

" " " "

1.5 1

.....

"

"

"

"

2011 7

"

"

"

"

"

"

"

2011 4 26

"

"

"

"

32

7

2

7 3

5

7 4

"

"

"

"

"

"

"

"

"

"

探索创新

“ ” ”

“ ”

“ ” ”

1.

“ ”

32

“ ”

1.

2.

200

2.

“ ” ”

120

“

”

“

” 30

“ ” ”

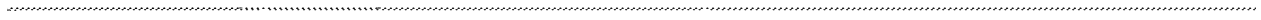
3.

“ ” ”

3.

“ ” ” ” ”

“ ” ”



" "

" "

" " " "

"

" "

" " "

"

1.

" "

3.

" "

" "

" "

" " " "

"

" "

" " "

"

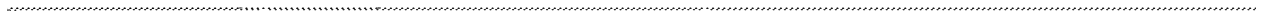
" " "

" " "

2.

"

"



" " 15

100 20

" "

86 " "

230 " "

" " " "

" " " " " " 20
" " " " " 100

" " " "

" " " " 41 2011 "

4 " 1500

" "

" " "

53

2010 2000 300 4

" " 800

4 2012 "

" " " "

" " " 17

1

1000

"

"

"

"

3G

"

"

"

"

"

"

60

150

5000

"

"

"

"

"

.

"

"

"

"

2010

"

"

"

"

"

"

"

"

"

"

"

"

"

特色活动

106

2011

"

"

"

"

"

"

52

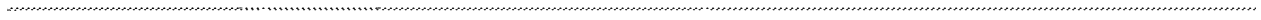
20

17

14

6

"



	"								
				"	95%				
	"				"	"	1410		
					5	"		"	
					610				
				"					
"	"	"	"	"					
"	"								
"	"				12				1276
					412		390		
							272		93
									"
					"	"	"		
					106				
					2011		1.7		
		"	"						
4200									
"	"								
					4.3				
					3.2				
	580								3400
		3400							100

" " 2011

" _____ "

" "

	"	"		
		1701.7		
	14234		2.	
"	.	"	356	
	10			
	103		20	
"		"	8—78	
	1	"		
"			100	3.
"		"		
				" "
				" "
		280		" "
	15.6			" "
			" "	
			" "	
			" "	" "
				" "
				" "
1.			" "	" "
				" "
				VIP
				VIP

11 2
1 11
" "
" " 21
" "
10 " "
" " 20 2
6

探索创新

" "

" "

2011

" " " " " " " " " "

" "

10

" " " " " " " "

" "

300

" "

95%

1000

					" "		"	
					"		"	"
					" "		"	"
	"	"	"	"	30		200	
						"	"	
					"		"	
					"		"	2
							3	"
					"	50	"	"
10			5		"	"	"	" "
					"			
							65	
					" "			
	2011	7	4					
							"	"
"			"					
					"		"	2011
							"	"
	"		"				2011	
"	"	"	"			1800		13%
	"							17672

“ ” “ ”

3

“ ”

8

“ ”

“ ”

“ ” “ ”

“ ”

“ ”

“ ”

2011 2

7 “ ”

“ ”

" " " "

17

120

" "
" "

13

" "

"

"

" "

80%

"

" " "

" "

40%

" "

" "

“

”

“

”

“

”

“

”

“

”

“

”

“

”

”

”

“

”

“

”

”

“

”

“

”

“

”

”

“

”

2010

“

”

“

”

概况综述

2011

10

10

2008—2020

7
2
2 11 19
59
11 11
"
" "
" "
"
" "
"
"
" "
"
" "

"

"

"

"

"

"

"

"

5

"

"

7

"

"

17

"

"

"

"

"

"

"

"

"

"

1

1

"

"

2010

特色活动

2011

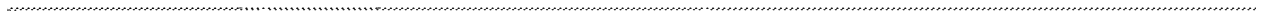
1000

10

1000

100

1



“

”

“

”

“

”

“

”

“

”



“

”

“

”

“

”

“

”

“

”

“



”

“

”

“

”

“

”

“

”

12

“

”

2011

“

”

“

”

“

”

“

”

2011

2011 6

“ ”
2011 “ ——

1

15

28

200

.....

" " " " "

10

"

11

22

22

42

400

100

100

1800
1000

30

2

3

22

42

1.85

.....
 " " " "
 15 64 64
 2653.8 3
 600 60 10 700 1.1
 80 22 13
 1.25 1100 2.5
 185 67 1.2
 13
 15 15
 " "
 7
 " " 2011
 " 38 106
 15%
 100%
 50
 2.2 30 " "
 7
 20 2011
 20 " "
 2000 260
 6
 300 " " "
 26300 "

24

23

“

321

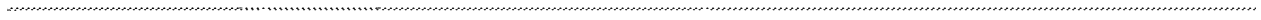
324

”

190

3

20



2000

"

"

2011 1 19

2012

"

"

" "

3000

"

"

30

"

"

"

"

概况综述

2011				100	95
"	"				
			"	"	
			"	"	
					90
	"	"	"	"	
	"	"	"	"	6
	"	"		"	"
		"	"		
"		"			
"					
	"				
98	99	105	97		
99	95		96		

100

10

9

3

"

"

"

"

"

"

41

14

30

6

5

"

"

58

12

"

"

" "

'

'

"

"

" "

"

"

"

300

"

"

特色活动

“

”

“

”

“

”

“

”

2010

5

”

2010

500

” “

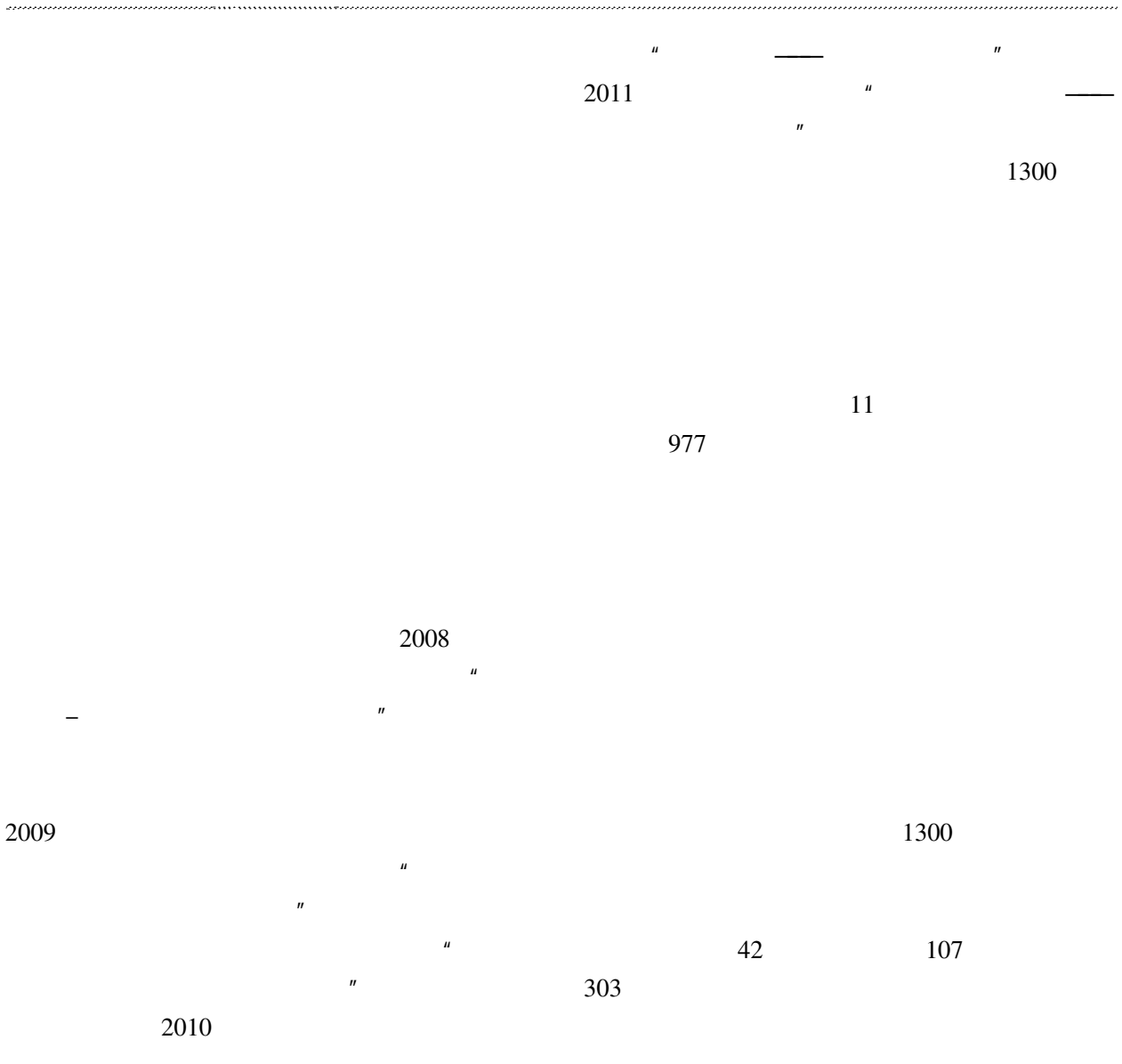
”

2011

1000

“

”



探索创新

" " " "

2011	724		750		ý
841	939		115		
	941		1245		
	"	"			
	"				
"	2011	1			
	"	"			
		3			
	2011	6			
"			"	28	
		"	"		
	"	"			

2011 8 8

80

”
”
.
20

概况综述

2011

:

90

1

1

31

“ ” 10 “ ”

“ ”

“ ”

200 ”

“ ” 90

“ 200 17888 160

26686 ”

“ 50

2007—2010

98 25

230

24

12

“ ” 121

12 20

12 33

“ ” 3 “ ” “ ”

“ ” “ ” “ ”

8

24

5. 002

1200

E

00

特色活动

		10	31						
		"		"					
		"		"				10	
2014		"		"					
	3								
	"		"						
				"				"	"
	"								
		"		"					
28									e
			9						
11	1								

"

"

"

10 12

10 31

"

"

"

"

"

"

25

10

22

1

探索创新

				4	3800			
"	"						8	
		"	"		3000			
2009	6							
"	"				2500			
				124			1180	
				1000				
		14		155			1.8	
			24				"	
147				"				
							46	
69		"		35				80
"		"						"
"			"					"
"				"				"
				"				"
	17	250					"	"
"			"				"	"
"							"	"
600								

“ ”
“ ”

“

”

2000 9

2011

8000

12230

52.47%

“ ”

“ ”

2010

10

“

+

”

3000

9000

2001

8

“ ”

“ ”

“ ”

“

”

概况综述

2011

100

420

150

90

9

" 314"

372

53

90

"

"

258

"

"

"

"

"

"

"

"

"

"

"

1824

40

10

9

100

2011 "

"

30

"

"

131

" "

" "

2011

2011

200

"

"

5000

155

205

"

"

6

?

" 3. 5"

" 12. 5"

"

.

"

600

" 3. 5"

500

"

"

"

—————

"

"

600

40

16

11

3

50

				1/6	
	"	"			60
14000	2		1		
5		127			
401	140				
130			630		
		1000			
	510				
	"	"			
		50			
420					

特色活动

	"	"		CSA	
2.1	11	1			"
			"		"
			"		"
"	"			"	"
	"		150		200
	"		"		"
		" CSA "			
CSA	"	"			

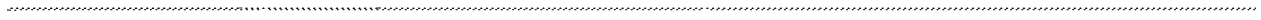
" "

" "

" "

" "

		"	——			40		"
"	"	"				"		"
"	"	"		"		500		"
"	"	"		"				"
"	"	"		"				"
			345					"
"	"			10				"
"	"		33	"	"	"	"	"
"	"	"	"	"	"	"	"	"
"	"	"	"	"	"	"	"	2
"	"	"	"	"	"	"	"	"
"	"	"	"	"	"	"	"	"
"	"	"	"	"	"	5	"	"
"	"	"	"	"	"	"	"	"
2011	12		10					
		38						
		38		130				
200				15	"	"		
"	"	"	"	"	"	"	"	"
18900			1000					
"	"	"	"	"	"	"	"	"
"	"	"	"	"	"	"	"	"
"	"	"	"	"	"	"	"	"
2011	6	2	6					
"	"	"	"	"	"	"	"	"
"	"	"	"	"	"	"	"	"
"	"	"	"	"	"	"	"	"



" " " " " 7

354.56 14.03 22.6% 24.2%

" " " 2011 " " 80 90 80 90 00 cosplay " LOGO "

cosplay

" " 5 55 11

" " 5 5

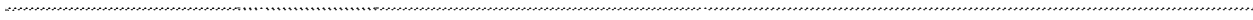
cosplay

6 5
 " "
 50 "
 " " 5
 5
 6 40
 5 20
 " . "

探索创新

2.

2011 1 "
 " "
 1. " —
 30 "
 2010
 440
 10% 44



"

"

"

"

"

"

"

"

"

"

"

1

"

"

"

"

"

"

"

"

"

"

3.

"

"

70

"

"

4.

25

1

120

15%

7

25

17%

800

40%

"

"

6

1

"

"

"

"

"

"

"

"

"

"

"

"

"

"

"

"

“ ”

“ ” “ ”

“ ”

“

” “

”

” “

”

”

”

”

”

”

”

”

”

”

21

2010

”

”

”

”

4

2011 19

”

“ 5· 12”

”

”

”

”

”

”

”

”

”

12

”

”

”

”

”

”

”

”

800

”

”

”

”

”

”

”

90

”

”

”

		5			1400			5200	
					4300			110	
						1500			310
							3300		
					31				
					2011			"	
				"	"				
"		24	"	"	6000				
	"		"	"					
"	"		"	"					
		2011	10				"	"	"
							"		
					100			5000	
						125			
"	"								
				2010			WAP		
290	1000								
	"	"							
	"		"						
								583	
11	"	"	6		5.5				
	10				20				230
		"	"					349.79%	
"		"							
		10						" 2011	
80								"	" 2011
								"	
	"		"					"	90
"					"	"	"	"	"
	8000	20						"	"

特色活动

" " " " " "

" " " " " "

" "

2011 " " " " " " " "

" "

" " 2011 3—6 " "

10 6 2011 2011 1

35

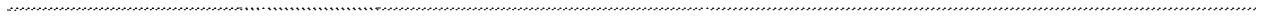
12 " " 10

" " " "

" "

" " " " "

" "



"

"

"

"

"

"

"

"

"

"

"

"

"

"

"

"

"

"

"

"

"

"

"

"

"

"

"

2011

"

"

"

"

"

"

2008 7

"

"

2011

3000

“ ”

“ ”

“ ”

“ ”

“ ”

“ ”

“ ”

“ ”

“

”

2011

“

”

“

”

90

“

”

5

“

90

——

”

“

”

400

“

”

“

”

6

90

“

”

“

”

“

”

”

.

“

”

“

”

“

”

”

100 " .
" 10 110
846
" "
" "
" "
3000 " "
80 " "
" "
2011 " "
" "
" "
" "
" "
" "
" "
" "
" "
" " 10
" " 2011 4.1
" " 15
" " 3160 "
" " 1580 "

"

"

" " " "

" " " "

" " " "

" " " "

"

" "

86

"

"

20

110

6 22 23 CCTV - 3

"

"

" "

90

"

90

"

" "

"

"

" 112

"

1200 73 25

201 " " 69 "

" 40%

"

"

"

"

“ CCTV

”

”

”

”

”

138

101

102

15

1004

”

”

150.6

20

”

”

10458

10

470

390

”

”

”

”

”

”

”

”

”

”

”

”

”

”

458

”

”

”

”

141530

”

”

425

3300

20859

” 112

”

”

2

”

”

”

”

”

”

”

”

”

”

”

”

”

”

”

2011

64

64

"

"

"

"

"

" "

"

"

"

120

18200

36

500

1140

1950

95

124

63

45

"

"

46

3500

"

"

8400

16

16

20

10
300

" 123 "

5

50

500

"

"

10

50

2011

"

"

"

"

"

"

"

"

"

"

"

"

100

16

“ ”
“ ”

“ ”
“ ”

“

“ ”

“ ”

“ ”

“ ”

“

“

“

“

“

"

2011

20

"

"

"

"

45

5000

" 3. 12"

" 3. 15"

"

"

"

		"	.	"		27			
	580					7.5			
"		"	"	"	"		"	"	"
		"	"	"	"		"	"	"
		"	"	"	"		"	"	"
		"	"	"	"		"	"	"
"	"						"	"	
6000									
							"	"	
		74					125	20	
		50				26			
"	"								
	"								
"									
"									
"									
"									
"									
"									
8		296				"	"	347	3654
			"	"			500	400	
			"	"					200
"			"	"		18		95	
60			"	"				513	
23		1.2							
	4000					25			
							1000		
							24.98		
		"		"		3676			
							4.02		
						1746			57
							9	100	
"		"				125	"		"
						"	"	5000	
		"	"	"	"		"		

特色活动

"

"

88

200

QQ

"

"

QQ

" 96677

"

"

"

20

"

"

LOGO

" 9 + 2 "

15

106580007629

96677

"

"

2011
4200 96.21%
85.49%

" " 90
90 90
"

— 90
"

" "
" " "
" " "
+ " "
2011 6 10 " —
90 "

" " "
" " "
" " " "
" " " "
"

90

90

探索创新

300

" "

2009—2020

"

"

"

" "

"

"

"

40%

"

300

15

"

"

"

"

"

1000

"

"

"

"

26

111

22

900

"

"

"

"

2012

" "

" " " " " " " "
" " " " "

2011 50%
" "

" "

189 252

" "

" "

72.6% 97% " "

77 " " 3.4

"

.....

“ ” “ ”

1500 800—

2011 4 2010 11
128 20.6

2010 8

“ ” 30
70% 121
“ ” 6.1
7.6 35%

“ ” “ ” “ ”
“ ” “ ” “ ”
“ ”

"		" "			2011
"					7.2
			668		1152
			69871		" "
				2941	
"	"				396
					1505
			6852		1366
				355	38657.8
"	"				"
"	"			" "	"
		2010			
		"			
"	"	"			
"	"	"			"
"	"	"		"	"
"	"				
				327	
			1303		1712
				7591	985
				12181	1643
	2010	6	38164		1197
525		830		54064	10
83675		7229		98.5	
716227			230334		
	1446889				

概况综述

2011

“ ”

“ ”

“ ”

9

7

.....

2011 8

10—13 " " "

1600 " " " "

11 15—22 " " " "

" " " " " "

" " " " " "

" " " " " "

90 " " " " " "

" " " " " "

" " " " " "

4 18 " " " "

" " " " " "

400 " " " "

4 " " " "

8 " " " "

" "

7 21

" "

6 18 29

44

90 " "

20

32

4 2008

150

5

9 15—16

15

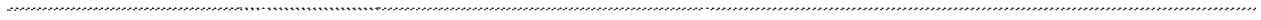
100

4 2 10 8

2010 39

6 7 7 21

10 26—27



400

125

150 " "

" "

6000

2008

" "

" "

"

"

2011 4

" " "

"

" "

特色活动

"

"

2011 8 10

"

1600

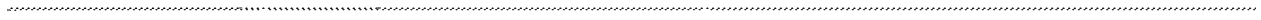
"

2011

"

"

2010



" " " "

" "

2011 5 14

" "

" " "

"

"

" " /

,

"

1000
2011 "

"

"

2007

" 3· 5"
2011

"

"

"

"

"

"

"

"

"

"

"

" 3· 5"

5

7

8500

"

60

"

602

1100

20

"

"

48

30

3

9

"

"

"

"

2011

3

3

9

"

2011

' 3· 5'

"

“ ”

“ ”

“

”

“

”

“

”

探索创新

“

”

“

”

“

”

2011 4 16

60

2011 55

50

“

”

32	68%	36%	"	"	"	"	"	"	"
2008	"	"	"	"	"	"	"	"	"
	2009								
5	"	"	"	"	"	"	"	"	"
"	"	"	"	"	"	"	"	"	"
	5								
"	"	1							5
	2								
"	"								"
"	"								"

“ ”

“ ”

“ ”

“

“

5

“

“

3

“

“

“

“

“

“

“

“

“

“

“

“

“

“

“

“

概况综述

60 90 " 280 " " " "

90 60

" "

210

12

11

90

60

"

"

4

" 60

"

"

"

"

"

"

"

"

"

28

6

473

40

300

"

"

"

"

2700

" "

" "

200

1800

8000

"

"

"

"

3000

"

"

"

"

"

"

"

"

"

"

"

"

"

"

"

"

"

"

"

"

"

"

特色活动

" 60

"

2011

60

" 60

"

60

"

"

" 60

"

473

40

"

"

1

1000

100

" "

60

" . "

" "

" "

" " "

"

"

"

" "

" 60

"

" 60

"

" 60

"

100

" 60

"

60

" 60

"

"

"

"

"

探索创新

50

" 3. 28"
60

概况综述

2011

“

”

“

”

“

”

”

”

6000

800

90

”

”

90

”

”

”

”

”

”

5000

”

”

”

”

”

”

”

”

”

”

5

37

57

38

”

”

”

”

”

”

”

”

”

”

”

”

”

”

”

”

”

”

”

”

”

”

”

”

”

5

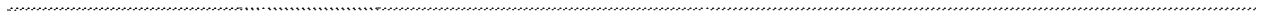
69

159

15

56

47



2011
 10
 13000
 140
 90
 35
 10
 120
 100
 17
 4
 2
 80
 14
 12
 1000
 2011
 72
 376
 300
 27
 2011

“

”

“ ”

“ ”

“

”

”

“

”

”

“

”

3

487

3

”

”

”

”

96

66

“ ”

12

5

31

6

1

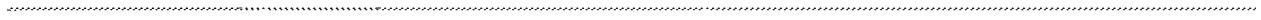
5

”

”

”

î



11
 " " " " " "
 18 90 90 " "
 1500 1500 5000 " "
 1500

探索创新

2011 1500 14 13 26
 500
 " "
 " "
 35
 13000
 1406080 8
 2011 " "

90

8

"

190

214

103

208

8

10

512

2011

7

50

"

"

36

"

17

2002 7

6.0733

571

10

33600

4000

"

"

"

"

"

"

"

"

"

"

7000

"

"

"

"

"

" "

"

"

"

"

"

"

"

"

"

"

"

"

.....

" "

15 300
10 20000

22

" "

" "

" "

"
"

" "

6

1

2010
61 55
25 118

8

“

”

“ ”

“ ”

3612 7896

10

2001

“ ”

“ ”

“ ” “ ”

10

2007

“

“ ”

“

“ ” “ ” “ ”

“ ” “ ” “ ” “ ” “ ”

“ ” “ ” “ ” “ ” “ ”

“ ” “ ” “ ” “ ” “ ”

“ ”

4

“ ”

10

26

“

”

“

”

“

”

“

”

“

”

“

”

“

”

“

”

“

”

3

“

”

3

“

“

”

“

“

”

“

“

“

”

50

“

”

“

”

“

”

.....

90

90

" "

3600

" 3. 15"

960

" " " " " "

"

10

" "

9

"

10

"

" "

" "

" "

" "

" "

" "

" " " " " "

" " "

" " " "

" " " " " "

"

" "

" "

2011

39

特色活动

“ ”

“ ”

“ ”

“ ”

“ ”

“ ”

“ ”

“ ”

“ ”

3 5 61

361 53

“ ”

18

“ ” 33%

“ ”

“ ”

“ ”

“ ”

“ ”

“ ”

“ ”

“ ” 60

2012

“ ” 100

" "

100 "

"

" "

" "

"

6

3 "

2010

" " 100

"

"

"

"

ý " 9 "

"

"

"

"

"

"

"

"

2011 "

"

“ ” “ ”

2011

“ ”

20

.

”

”

”

”

”

”

”

”

”

”

”

”

”

2/3

”

”

”

40

2010

40—70

30

10

50%

10

”

”

”

”

1

”

”

1

”

”

142

1300

”

”

”

”

”

”

”

”

”

”

100

10

80

”

概况综述

2011

" "

" "

157

" "

"

"

"

"

"

"

"

"

"

"

90

10

"

"

4

11

40

3000

"

"

"

"

2

2

8

33

9 21 " " " 105

174

" " " " " " " " " " " "

90

" " 189 3000

111

80

100

213

180

" " " " " " " " " 70

90

" "

探索创新

“ ” “ ” “ ” “ ”

2011 6 25

“ ” “ ” “ ” “ ” “ ” “ ” “ ” “ ”

“ ” “ ” “ ” “ ” “ ” “ ” “ ” “ ” “ ”

“ ”

“ ”

“ ”

15% 2.3

LED

LED

“ ”

“ ”

“ ”

“ ”

“ ” “ ”

120

“ ” “ ” “ ” “ ”

230

“ ” “ ” “ ” “ ” “ ” “ ” “ ” “ ” “ ”

“ ”

“ ”

“ ” “ ” “ ” “ ”

" "

" "

" "

"

"

" "

" " " " " "

" "

“

“

”

”

“

”

”

“

”

”

”

”

11

9

" "

10

8

"

"

"

"

"

"

2011 12

"

"

20%

"

70%

"

35

"

" 7

21

800

"

"

2005

4

"

10

"

"

"

"

"

7

"

" 140

"

.

"

" 2011

"

"

"

"

"

"

"

"

"

200

探索创新

”

45

”

”

2010

3.

1.

”

”

”

”

”

”

”

”

4

”

”

”

”

”

”

4.

2.

”

”

”

”

”

”

”

3.

"

"

"

2005

"

— "

"

46

"

10

"

"

"

"

2014

概况综述

2011

30
20

5 31

10

9 20

"

"

4

"

"

50

551

6 15

"

"

"

—

—

—

—

“ ”

12
41 754 2008—
820 2010

5000 — 7

1500

14

11 23—28

133

特色活动

2011 70

1

“

”

1989

2009

13

5000

8

1200

2010

-

"

"

30

2008

"

"

7

"

"

"

"

"

"

2011 8 6

-

"

"

"

90

"

5000

-

200

"

-

"

9 11

探索创新

99.4%

60

80%

20%

2011 12 20

11

2012

11

2011 9

"

"

4

11

2007

"

"

10

21

36

51.43%

2005

7

"

"

11

"

"

2011

"

"

140

"

"

"

"

4

10

" "

1—2 " "

"

"

"

"

2005—2006

"

2008

" " "

" " 20 " " 20

2007—2008

" "

" " " "

" " " " "

10 10 2008—2009

" " 12

2009—2010 "

" 12

12

"

"

概况综述

2011

30

5

9 20

”

”

”

”

1

1.

4

5000

”

”

”

”

2. 2010

10

“

”

2011 7

“ ”

3.

“

”

8 18

15

2

1.

1.

“

”

2.

9

68

7

2.

12 20

2011

10

20

9 28

13

15

8

12

60

5

158

3.

3.

		2011		2011		2011	
		4	25	1500	79	"	"
"			"				
"			3.	"	"	"	"
		30		"	"	3	150
4.			105	150	"	"	
5	30		274	"			"
"	"		"	"	"		2011
			"				"
5.							
"	"						
1.	2011						
79	2					"	"
			"				
			"	"	"	"	"
2.	"	"		"			

2011

8

“ ”

特色活动

“ ”

“ ”

“ ”

“ ”

“ ”

“ ”

“ ”

“ ”

“

”

“ ”

“ ”

“ ”

“ ”

“ ” “ ” “ ”

“ ”

“ ”

“ ”

“ ”

“ ”

“ ”

“ ”

“ ” “ ”

“ ”

“ ” “ ” “ ” “ ”

“ ”

“ ”

“ ”

“ ”

“ ” “ ”

“ ”

"7. 5"

"

"

"

"

探索创新

"

"

"

2011 9 7

"

"

1.

+

+

2008 3

"

"

" " " "
" "

4. 1. 40 2007
6 31 " " 12
4800 9000 2500 30
2. " " "
" " " "

“ ”

3.

“ ” “ ”

“ ” “ ”

“ ” “ ”

“

“

			1000
	10	1	300
		2	1

70

“ ”

4.

“

“

“

“ ” “ ” “ ”

“ ” “ ” “ ”

“ ” “ ” “ ”

“ ” “ ” “ ”

“ ” “ ”

“

“

1080

"

7
"

360

2011

600

1—9

80%

7

2.

1

2

"

"

3

" "

"

" "

" "

"

"

" "

" "

"



组织理论

ZUZHI LILUN

.....

21

100032

010 66172321

33

100035

010 68850637 66251605

5

100806

010 63095576

TM

10

100844

010 51841069

9

100835

010 58934038

11

100736

010 65292607 65292608

100038
010 63417278

32

100800
010 66194298

15

100140
010 66279411

26

100053
010 63193817

15 1419

100140
010 66286685

5

46

100081

010 62173229

{

50

100730

010 65103137

29

11 15

369

030071

0351 4045469 4019496

14

300042

022 83605804 83607552

12

1—

11

12

1—8

8—12

1

010069

0471 4812639 4812651 4813942
4811633

46

050052

0311 87907229 87907727 87800177
87905376

45

110822

024 23128467 23128466

11

11

48

130051

0431 88904036 88929858
82760682

80

200030

021 64338071 64314225

70

210013

025 88802688

327

150001

0451 53649862

8

3

310025

0571 87054683

80

350003

0591 87843945 87833692

1—10

10—12

1—4

5—12

72

330006

0791 86242374 86242477

86240130 86242547

39

230001

0551 2607709 2607731

2607337

12

12

5 4

430071

027 87811742 87233731 87231141

482

250001

0531 86917009 82033919 82034331
82033921 82033952 82034583
82033920

1

410011

0731 82689096 82217052 82216211
82217445 82689086 82217063
82689005

17

450003

0371 65901413 65904126

510082

020 87185239 87185241
87185210

7
7
9

36

400015

023 63898304 63898231 63899835
63896034 63895067 63898232
63899834 63897958

112

530022

0771 2189981

9 9
4 9


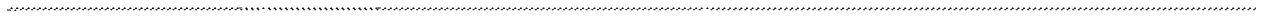
4 - 202

16

610012

028 86600453 86600450 86600457
86600456 86600452

570203



11

1

1

6364679 6320855

550002

0851 5892547 5892869 5892571
5892523 5890135

TM



8

6507

08 076 3992

750066

0951 6669530 6669531
6669532 6669533
6669534 6669535

2

730030

0931 8828172

2

830003

0991 2391881 2391653 2398004

346

810000

0971 8482565 8482156
8483020 8482512

196

830002

0991 2896498 2890498



大事记

DÀ SHÌ JÌ

1 4—5

2011

90

" "

" "

2010

2011

" "

90

90

”

”

1 10

2008

“ 2011

”

”

2008

90

”

”

”

60

1 4—5

2011
2012

2012
”

”

“ ”

90

“ ”

2010

“ ”

“ ” 2011

1 14

“ ”

"

"

"

"

"

"

2011
90 100

"
2 12
"
"

198 596
5 10
50 " "

2 14
" 2010
"

3 2010
2008

2 1 180
2011 23
" " 42 5

65 8 37 " "
K165

" "

" "

19

9

10

3000

1251

100

" "

3 1

"

"

"

"

3 7

"

"

"

"

90

"

"

90

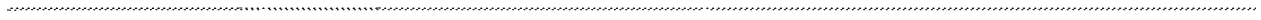
"

3 11

" "

3 16

6 16
3 14



2011 "

"

2011

" "

" "

3 17

"

"

2010
2011

3

2011 "

"

"

"

2011 2

2. 11 2010

2048

1317 20

100

2011

"
90

60

90

3 21

" "

3 25

4 25

" "

4 15

2011

"

"

2011

"

"

"

"

" "

2007

4

4 2007
2011

" "

86

105

3400

4 17

4 22

90

90

90

100

4 18

4 29 24

80

90

4 18

90

90

90

4 23

90

"

"

4 22

90

100
90

"

"

"

"

90

4 26

600

" "

4 25

"

"

4 30 —5 1

"

"

" "

" "

5

5

" "

2011

" "

" "

" "

5

84

" "

5

18

2011

90

5 2

" "

2011

" "

"

"

5 16

"

"

"

"

"

"

"

"

"

"

"

"

54
”

”

140

” ” ”

” ” ”

160

6 20

" "

90

20

1.5

6 28

2011 " ' "

5

90

2011

18

7

90

2009

" "

3

19

7 1

90

90

21

90

" "

90

90

30

7 6—12

90

7 6

" "

2010

" "

" "

90

" "

14 2011

" "

800

2011

"

"

" "

.....

" "

" "

400

7 14—17

90

" "

" "

○

" "

" "

" "

" "

12

8 12—13

2011
2012

" "

" "

8 9—12

" · 2011 " 8 22

" "

" "

" · 2011

"

100
90

15

3

DV
214

11

Flash

1.2

9 5

"

"

9 5 6 8

"

"

24.5

8000

" "

2010

1600

" "

2011

6 23

8

8.5 TFT—LCD

9

9 13

"

"

10

6

5

"

"

"

"

"

"

"

"

"

"

"

"

10

"

"

8

9 20

"

"

62

"

"

9 27

2011

9 20

10

776
 23543
 " 3256
 80675
 162
 2008
 4934
 28477
 " " " 31
 " " " " 10 11
 2007
 36987
 11.28
 1.06
 2.87
 3
 3.2
 54
 38976
 36839
 6800
 1.13
 " "
 15.3
 2000
 " " 1 36
 " 2011 6
 57
 " " " "

10 18

4

10 19

700

10 15—18

“ ”

10 25

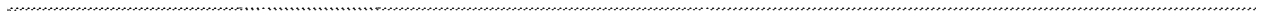
“ ”

10 28

2020

10 25—28

11



"

"

?

11 4

11 7

80

80

11 8

"

"

"

"

80

"

"

"

"

"

"

"

"

11 10—14

"

"

20

20

11 17

11 15

"

"

.....

" " "

240

11 22

" "

11

32

2

2

2

12 12—13

TD—SCDMA TD—LTE

"

"

27

899

1794

23



附录

FULU

2011

1. 12

2. 12

— /

—

—

1. " "

" "

9 36

4 5 5

" * "

5

" " 2.

3.

"

"

" "

-1	-1	-3	1 2 3 4	4	A	3	B	C	3.88			
		-4	1 2 3	B	3	C	A	1	2	1	3	3.28
		-2	-5	1 2 3	QQ	3	A	2	B	C	1 2 3	2.88
			-6	1 2 3 4 5	5	A	4	B	C		2.98	
		-3	-7		50%	>90%	>80%	≤80%				3.80
		-8		50%	>90%	>80%	≤80%				3.75	

-6

1

2

1

-4	-9	1 2 3	$\geq 80\%$ 3 A 2 B C			1 3 2	2.02
	-10	1 2 3	12348 3 B	A C	1 3 2 3	1 2 3	3.42
-2	-11 °	$> 85\%$		$> 80\%$	$\leq 80\%$		3.68
	-12	1 2 3	3 B	A C	1 3 C#	2 3	1 3 2 4.06
-5	-13	1 2 3	< 2 / 5 A 2 4 2 B 2 4 1 C C#			1 2 4 5 3	4.50
	-14	1 p	D06057 TD 8.703222 0.933348 TD (3) 4157022230494				

-2	-6	-16	1 2 3	3	A	2	B	1 3 2	3.02	
		-17	1 2 3 4	C				$\geq 80\%$	1 2 4 3	2.88
-3	-7	-18	1 2 3	3	A	2	B	1 2 3	4.03	
		-19	1 2 3 4	C				$\geq 90\%$	1 2 4 3	3.40
		-20 " "	1 2 C	" " 2	A	" "	2	B	1 2	2.08

-3	-8	-21	1 2 3 4	4	A	2	3 4 B	3.40
				C#				
		-22	1 2 3	3	A	2	B C	1 2 3 2.68
-9	" "	-23	1 2	5			5 C	3.40
				A 4		B 3		
		-24		>85%	>80%	≤80%		3.05
-4	-10	-25	1 2 3	3	A	2	B C	4.80
		-26	1 2 3 4	4	A	3	B C	1 2 3 4 4.80
		-27	1 2 3	3	A	2	B C	2.88

-21

1

-24

-26

<50% C#

3

-4	-10	-28	1 2 $\geq 80\%$ 3	B	3	A	1 2	2 3	1 3 2	3.88	
		-29	1 2 " " 3	B	3	A	1 2	1 3		4.08	
		-30	1 2 3	B	3	A C	1 3 C#	2 3	1 2 3	3.88	
	-11	-31		>450		>220		≤ 220			2.38
		-32	1 2 3 4	1 3 4	4 B	A C	$\geq 75\%$	1 2 4	1 2 3 4		3.08
		-33	1 2 3	C	3	A	1 2	B			3.28

-30

1

2

3

-4	-12	-34	1			
			2		1 4	
	3		2			
	4		3		3.08	
	1	2	4	4	A	1 2 3
	1	2	4	B	C	
-13	-37	-35	1			
			2			
3		5				
B		3	A	1 2	1 3	
			C			
					3.08	
	-13	-36				
			>60%	>50%	≤50%	1.99
			1			
			2		5	
			>1.08			
			3			
			2			
			3	A	1 2	
			B	C	1 3	
					3.08	
	-13	-38	1			
			100%			
			3	A	1 2	
			B	C	1 3	
					1.88	

-34

4

-35

1

-4	-13	-39	1 2 3 4	100% 90%	60% 40%		1 2 3 4	1.94	
		-40	1 2	30%				1.68	
		-41	1 2 3	" "				1 2 3	2.06
	-14	-42	1 2 3	$\geq 80\%$				1 2 3	2.08
		-43	1 2 3	≥ 3 /				1 2 3	2.17
	-15	-44	1 2 3						4.28

-41 1 " "

-43 3

0.5

8

-4	-15	-45	1 2 3 4 5	C	5	A	4	B	3	1 2 5 3 4	4.18	
		-46	1 2		3	3	A	2	B		2.65	
		-47	1 2 3		3	A	2	B	C	1 2 3	3.01	
	-16	-48	1 2 3 4		4	A		1	3	4	1 2 4 3	3.75
		-49	1 2 3		3	A	2	B	C		1 2 3	2.58
		-50	1 2 3		3	A	1	2	1	3		3.80

-45 2 1 >98% 2 >85%

3 >80% 4 ≤2 /5 5

-47 3 " "

100%

-4	-16	-51	1 2 3				$\geq 8\%$				2.08	
		-52	1 2 3 B	3 1	A 2	3	C	$\geq 90\%$ 1 2 1 3 C#	1 2 3		4.20	
		-53	1 2 3 4	> 100	100%				$\geq 70\%$ $\geq 50\%$	1 3 2 4		3.00
		-54	1 2 3 4	"		A	3		$\geq 80\%$ " " " "	1 3 4 2		4.80
		-55	1 2 3 4						$\geq 80\%$ " "	1 2 4 3		4.20
				4	A	3	B	C				

-52

1

2

-53

3

200

1

-5	-17	-56	1 2 3 4 5	B	5	C	A	2	3	100%	1 2 5 3 4	3.26
		-57	1 2 3 4 B	"	"	"	"	"	"	"	1 2 3 4	4.80
	-18	-58	1 2 3	B	3	C	A	1	2	1	3	3.88
		-59	1 2 3 4	C	4	A	3	B				2.38

-56 3

-58 3

-5	-19	-60	1 2 3						1 2 3	3.08
				B	3	A	1 3	2 3		
					C	C#				
	-61	1 2 3							1 2 3	2.56
				3	A	2	B	C		
-20	-62	1 2 3 4		" "					1 2 3 4	4.08
				4	A	1 2 4				
					1 3 4 B	1 4	C		C#	
	-63	1 2 3 4							1 4 2 3	4.28
				B	4	A	3	2		
					3		1 C	C#		

-60 3 23 00

-62 1

2

3

"

"

" "

" "

-63 3

200

600

-5	-21	-64	1 2 3	3	A	2	B	C	1 2 3	3.08
		-65	1 2 3 4	4	A	3	B	C	1 2 4 3	3.59
		-66	1 2 3	3	A	2	B	C	1 2 3	2.17
-6	-22	-67 GDP								2.38
		-68 GDP								2.38
		-69	GDP	GDP	GDP					1.88
		-70								2.38

-65

1

2 3

80%

-67 -70

15

5
-67 GDP

-69

GDP

-70

-6	-22	-71 R&D	>1.5%	>1.2%	≤1.2%			
		GDP *	>1.2%	>1.0%	≤1.0%		1.56	
			>1.0%	>0.8%	≤0.8%			
			-72	>42%	>40%	≤40%		1.56
		*	>38%	>35%	≤35%			
			-73	1 2 3	3 3 C	A 2 B		1.98
	-23	-74	1 2 3 4 5	5 A 4	100% 99% B C	1 2 3 5 4	3.18	
			-75	1 2 3 4	4 A 3	B C	1 2 3 4	2.65

*

-71

-72

/

× 100%

-73

1

2

-75

1

"

"

-6	-23	-76	>12	>9	≤9		3.08			
			>20%	>15%	≤15%					
	-77	1 2 3	3	A	1 3	≥60%	2 3	1 2 3	3.08	
			B	C						
	-24	-78	1 2 3 4	3 3	C	A 2	C#	B 1		3.28
	-79	1 2 3 4	4	C	A	3	B	2	1 2 4	4.50
	-25	-80	1 3 - 10					1	1 2	3.28
			2 ≥95%						3	
			3	C	3	A	2	B		

-76

-77

300m

1

≥40%

>40%

≥25%

>35%

-79

1

2

4

>85%

>95%

>90%

>9 /

<300

>75%

≥99%

	-25	-81	1 2 3 3	100%	5 5 C C#	A 4 B	3.08
		-82	1 2 3 4	100%	4 A 3	B C	1 2 3 4 3.88
-6	-26	-83		>93%	>90%	≤90%	2.18
		-84		>74	>73	≤73	2.08
		-85		<35%	<37%	≥37%	1.65
		*		<37%	<39%	≥39%	
-27		-86	1 2 3	3 A B 1 C	1 2 C#	1 3	3.68
		-87		100%	>90%	≤90%	3.08
		-88					3.17
		-89					3.26

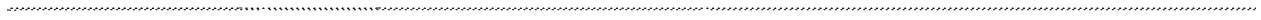
-81 2 -82 3 " "

-86 1 1

2
-87

-88 -89

-6	-27	-90	1 2 3 C 3 A C# 2 B 1	1 2 3	3.88
-7	-28	-91	1 2 3 4 4 A 3 B C	100% 1 2 4 3	3.59
		-92	1 2 3 4 5 2 3 4 5 A B 1 3 4 5 C#	$\geq 95\%$ 1 2 4 5 3	4.80
		-93	1 2 3 4 5 2 B 5 A C 1 5	1 5 2 3 4	3.59
		-94	1 2 3 4 1 3 4 B A 1 4 C 1 2 4 C#	$\geq 75\%$ 1 2 3 4	3.88



		1			
	-28	-95			
-7					
	-29				

-7	-30	-99	1 " "			
			2			
			3	3 A 1 2 1 3		2.88
			B C#			
		-100	>85%	>80%	≤80%	4.38
-8	-31	-101	>35%	>30%	≤30%	2.38
		*	>25%	>20%	≤20%	
		-102	>30%	>25%	≤25%	1.92
		*	>20%	>15%	≤15%	
	-103	>8	>6	≤6	1.75	
	-32	-104	1 >85%			3.26
		2 100%				
		3 100%				
			3 A 2 B			
			C			
		-105	>80%	>75%	≤75%	2.65
		-106	>2.0%	>1.5%	≤1.5%	3.69

-99 1 " "

-100 <50% C#

-101

-103

-104

-105

-106 -107 -108 -109 -110

-8	-32	-112	1 2 3						4.20		
				3	A		C#				
	-33	-113	1 2 3 4 5			GDP		GDP		4.06	
				5	A		C#				
		-114	1 2 3		≤5%				3.26		
					≤10%						
					1	2	A		1	3	B
			C#								
	-34	-115	1 2 3 4							3.12	
				4	A	3	B	C			
-9	-35	-116	1		"		"				
			2						1	2	3
			3	"	"				4		
			4	"			"				
				4	A	3	B	C			
		-117	1 2 3					80%		1 2 3	3.12
				3	A	2	B	C			

-113
3

1 2

-9	-36	-124	1 2 3	B	3	A	1 3	2 3	2.98	
		-125	1 2 3	C	3	A	2	B	1 3 2	2.65
		-126	1 2 3	C	3	A	2	B		2.92

- 122

<50% C#

特色指标

1			2	
2			1. 0.5 2. 0.5 2	
3				1 6

——地级城市

基本指标

-1	-1	-1	1					3.88
			2					
			3					
			4	A	3	B	C	
-1	-1	-2	1					4.50
			2					
			3					
			4					
			5	A	4	B	C	
-1	-1	-3	1					3.88
			2					
			3					
			4	A	3	B	C	

12 " 3 3 " I-1
 " 0 1-2 " I-1
 " 3

-1	-2	-4	1						
			2						
			3						
				3	A	1	2	1	3
			B		C				
			1						
		-5							3.28

	-4	-10	1 2 3	12348				1 2 3	3.42
			B	3	A	1 3	2 3		
			C						
		-11		>85%	>80%	≤80%			3.68
-2		-12	1 2 3					1 3 2	4.06
			B	3	A	1 3	2 3		
			3	C	C#				
			1						
			2						
		-13	3	3					
		-5							

-2	-6	-16	1 2 3	3	A	2	B	C	1 3 2	3.02
		-17	1 2 3 4	4	A	3	B	C	1 2 4 3	2.88
									$\geq 80\%$	
-3	-7	-18	1 2 3	3	A	2	B	C	1 2 3	4.03
				3					$\geq 90\%$	
				<50%					C#	
		-19	1 2 3 4	4	A	3	B	C	1 2 4 3	3.40
		-20	1 2 C	" " 2	A	" "	2	B	1 2	2.08

-3	-8	-21	1 2 3 4	4 A 2 3 4 B C#	3.40
		-22	1 2 3	3 A 2 B C	1 2 3 2.68
	-9 "	-23 "	1 2	5 A 4 B 3 5 C C#	3.40
		-24		>85% >80% ≤80%	3.05
-4	-10	-25	1 2 3 C 3 A 2 B	4.80	

-21

1

-24

<50% C#

-4	-10	-26	1 2 3 4	4	A	3	B	C	1 2 3 4	4.80
		-27	1 2 3	3	A	2	B	C		2.88
		-28	1 2 $\geq 80\%$ 3	B	3	A	1 2	2 3	1 3 2	3.88
		-29	1 2 3	B	3	C	A	1 2	1 3	4.08
		-30	1 2 3	B	3	3	A C	1 3 C#	2 3	1 2 3
-11	-31	>420	>165	≤ 165					2.38	

-4	-11	-32	1 2 3 4	1 2 3 4	3.08	
			4 1 3 4 B A C	≥75% 1 2 4		
	-12	-33	1 2 3	1 2 B C 3 A	3.28	
		-34	1 2 3 4	1 2 4 B A C	1 4 2 3	3.08
		-35	1 2 3	1 2 3 1 2 1 3	3.08	
	-13	-36				1.99
			>60%	>50%	≤50%	

-34

4

-35

1

2

95%

3

5

-36

3

30

-4	-13	-37	1 2 3	> 1.08	5			3.08
		-38	1 2 3	100%				1.88
		-39	1 2 3 4	100%	60%			1.94
		-40	1 2	30%				1.68
		-41	1 2 3	" "				2.06

-37 1 5 3
5 1 5 3
3 " "
-38 3
-41 1 " "

-4	-14	-42	1 2 $\geq 80\%$ 3	3	A	2	B	C	1 2 3	2.08	
		-43	1 2 3	≥ 3 / 3	A	2	B	C	1 2 3	2.17	
	-15	-44	1 2 3	C	3	A	2	B	1		4.28
		-45	1 2 3 4 5	C	5	A	4	B	3	1 2 5 3 4	4.18
		-46	1 2	C	3 3	A	2	B			2.65
		-47	1 2 3	3	A	2	B	C	1 2 3	3.01	

-43

3

0.5

8

-45

2

1

>98%

2

>85%

3

>80%

4

≤ 2 /5

5

-47

3

"

"

100%

-4	-16	-48	1 2 3 4					1 2 4 3	3.75
		-49	1 2 3					1 2 3	2.58
		-50	1 2 3						3.80
		-51	1 2 3						2.08
		-52	1 2 3					1 2 3	4.20
		-53	1 2 3 4					1 3 2 4	3.00

-52

1

2

-53

3

200

1

-4	-16	-54	1 2 3 4	"	"	"	"	1 3 4 2	4.80
				4	A	3	B	C	
		-55	1 2 3 4			≥80%		1 2 4 3	4.20
				4	A	3	B	C	
-5	-17	-56	1 2 3 4 5			100%		1 2 5 3 4	3.26
				B	5	C	A	2	3
		-57	1 2 3 4	"	"	"	"	1 2 3 4	4.80
				B	2	A	1	C	C#
		-58	1 2 3						3.88
				B	3	C	A	1 2	1 3

-56

3

-58

3

-5	-18	-59	1 2 3 4	4	A	3	B	C	2.38		
	-19	-60	1 2 3						1 2 3	3.08	
			B	3	A	1	3	2	3		
			-61	1 2 3	3	A	2	B	C	2.56	
-20	-62	1 2 3 4	"	"					1 2 3 4	4.08	
		1	3	4	B	A	1	4	1		2
		-63	1 2 3 4						1 4 2 3	4.28	
			B	4	A	3	2				
				3		1	C	C#			

-60 3 23 00

-62 1

2

3

"

"

" "

"

"

-63

3

-5	-21	-64	1	U	Î-6K40&E16541 Â C Â

-6	-22	-71 R&D	>1.2%	>1.0%	≤1.0%		1.56	
		GDP *	>1.0%	>0.8%	≤0.8%			
			>0.8%	>0.6%	≤0.6%			
			-72	>42%	>40%	≤40%		
		*	>38%	>35%	≤35%		1.56	
	-73		1 2 3 3 3 C	3 3 A 2 B			1.98	
	-23	-74	1 2 3 4 5 C	5 A 4 B	100% 99%	1 2 3 5 4	3.18	
			-75	1 2 3 4 C	4 A 3 B		1 2 3 4	2.65

*

-71

-72

/

× 100%

-73

1

2

-75

1

-6	-23	-76	>8	>6	≤6		3.08								
			>15%	>10%	≤10%										
	-77	1 2 3	B	3	C	A	1	3	2	3	≥60%	1	2	3	3.08
	-24	-78	1 2 3 4												3.28
		-79	1 2 3 4	C	4	C#	A	3	B	2		1	2	4	4.50

-76

-77

300m

1
≥40%

>40%

≥25%
>35%

-79

1

2

4

>85%

>95%

>90%

>9 /

<300

>75%

≥99%

-6	-25	-80	1 3 - 10 2 $\geq 95\%$ 3	3 A 2 $\geq 80\%$ B C	1 2 3			3.28	
		-81	1 2 3 3	100% 5 5 A 4 B C C#	" "			3.08	
		-82	1 2 3 4	100% 4 A 3 B C	" "	1 2 3 4		3.88	
	-26	-83		>93%	>90%	$\leq 90\%$			2.18
		-84		>74	>73	≤ 73			2.08
		-85		<38%	<40%	$\geq 40\%$			1.65
	*		<40%	<42%	$\geq 42\%$				
	-27	-86	1 2 3	3 A 1 2 1 3 B C C#					3.68
		-87		100%	>90%	$\leq 90\%$			3.08

-81 2 -82 3 " "

-86 1 1

2

-87

		-88				3.17
-6		-89				3.26
	-27					
		1				
		-90				

-7	-28	-94	1 2 3 4	1 2 3 4	3.88
			1 3 4 B A 1 4 C 1 2 4 C# $\geq 75\%$		
	-95	1 2 3 4 5	1 3 4 5	4.80	
			A 1 2 3 2 3 4 5 B C# 1 2 3 1 4 5 C		
-29	-96		1 2 3 4 5 6	1 2 3 5 6 4	4.80
			B 6 A 2 3 4 5 6 C#		
	-97		1 2 3		3.08
			3 A 2 B C		

-95 2 " " 1 2
3 3 " " 1
2 3 5
-96 2

-7	-29	-98	1 2 3 4	4 A 3 B C	1 3 4 2	4.03
	-30	-99	1 2 3	" "		
				B 3 C# A 1 2 1 3		
	-100		>85%	>80%	≤80%	4.38
-8	-101		>35%	>30%	≤30%	2.38
		*	>25%	>20%	≤20%	
	-102		>30%	>25%	≤25%	1.92
		*	>20%	>15%	≤15%	
	-103		>8	>6	≤6	1.75

-99

1

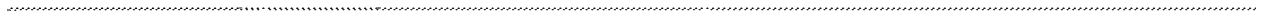
" "

-100

<50% C#

-101

-103



		- 104	1	>85%	
			2	100%	
			3	100%	
		- 105			
- 8		- 106			
	- 32	- 107			
		- 108			

-8	-109	1 2 C	2	<60 dB A <70 dB A A	1	B	3.45
	-110		100%	≥95%		≥90%	3.45
	-111						
	-32						
	-33						

特色指标

1									2
2				1		0.5			
				2		0.5			2
3								1	6
					6	6			
4				1					
				2					
				3					
				4					
						0.5		2	

——县级城市

基本指标

-1	-1	-1	1						3.88
			2						
			3						
			4	A	3	B	C		
-1	-1	-2	1						4.50
			2						
			3						
			4						
			5	A	4	B	C		
-1	-1	-3	1						3.88
			2						
			3						
			4	A	3	B	C		

12 " 3 3 " I-1
 " 0 1-2 " I-1
 " 3

	-5	-15	<1.5 /	<2 /	≥2 /		2.45			
-2										
	-6	-16	1 2 3	3	A	2	B	C	1 3 2	3.02
		-17	1 2 3				≥80%		1 2 4	
			4	4	A	3	B	C		

-3	-8	-21	1 2 3 4	4 C#	A	2	3	4	B	3.40
		-22	1 2 3	3	A	2	B	C	1 2 3	2.68
	-9 " "	-23 " "	1 2 C	5 A 4 C#	B	3	5			3.40
-24			>85%	>80%	≤80%				3.05	
-4	-10	-25	1 2 3	3	A	2	B	C		4.80
		-26	1 2 3 4	4	A	3	B	C	1 2 3 4	4.80

-21

1

-24

<50% C#

-26

3

-4	-10	-27	1 2 3	3	A	2	B	C		2.88		
		-28	1 2 3	$\geq 80\%$	3	A	1	2	2	3	1 3 2	3.88
		-29	1 2 3	"	"	3	A	1	2	1	3	4.08
		-30	1 2 3	3	A	1	3	2	3	1	2 3	3.88
		-31		>400	>150	≤ 150					2.38	
-11	-32	1 2 3 4	4	$\geq 75\%$	A	1	2	4	1 2 3 4	3.08		
	-33	1 2 3	C	3	A	1	2	B		3.28		

-30

1

2

3

-4	-12	-34	1 2 3 4 1 2 4 4 B A C 1 2 3	1 4 2 3	3.08	
		-35	1 2 3 B 3 C A 1 2 1 3		3.08	
	-13	-36	>50%	>40%	≤40%	1.99
		-37	1 2 3 B 3 C A 1 2 1 3	>1.08	5 2	3.08
		-38	1 2 3 C 3 A 1 3 B	100%		2.68

-34

4

-35

1

2

95%

3

5

-36

3

30

-37

1

5

1

5

3

"

"

-38

2

	-13	-39	1 2 3 4	1 3 4 A C	2 3 4 B	1 2 3 4		1.94
		-40	1 2 3	" "	$\geq 95\%$ B	1 2 3		2.06
				3 A 2				
-4	-14	-41	1 2 3	$\geq 80\%$	B	1 2 3		2.08
				3 A 2				
		-42	1 2 3	≥ 3 /	B	1 2 3		2.17
				3 A 2				
	-15	-43						

-4	-15	-45	1 2 3 3 C	A 2 B		2.65
		-46	1 2 3	3 A 2 B C	1 2 3	3.01
		-47	1 2 3 4 2 3 4 4 B C#	A C 1 3 4 3 < 50%	1 2 4 3	3.75
	-16	-48	1 2 3	3 A 2 B C	1 2 3	2.58
		-49	1 2 3	B 3 1 A 2 3 C 1 3 C#		3.80
		-50	1 2 3	3 A 2 B C	≥8%	2.08
		-51	1 2 3	3 1 A 2 3 C 1 2 1 3 B 1 2 3 C#	≥90%	1 2 3 4.20

-46
-51

3
1

" "

100%

-4	-16	-52	1 2 3 4	100% > 100	A	3	$\geq 70\%$ $\geq 50\%$	B	C	1 3 2 4	3.00
		-53	1 2 3 4	"	A	3	$\geq 80\%$	B	C	1 3 4 2	4.80
		-54	1 2 3 4	"	A	3	$\geq 80\%$	B	C	1 2 4 3	4.20

-5		-62	1 2 3 4				1 4 2 3	4.28
				B 4 A 3 C 2				
			C#					
-21		-63	1 2 3				1 2 3	3.08
				C 3 A 2 B				
-21		-64	1 2 3 4				1 2 4 3	3.59
				C 4 A 3 B				
-21		-65	1 2					2.17
				C 2 A 1 B				

-62

3

200

600

-64

1

2 3 "

"

"

"

80%

"

"

-6	-22	-66 GDP			
		-67 GDP			
		-68	GDP	GDP	GDP
		-69			
		-70	>42%	>40%	≤40%
		*	>38%	>35%	≤35%
-23	-71	1 2 3	3 3	A 2	B
	-72	1	C		

-6	-23	-73	1 2 3	3 3	A 2	B	2.65
		-74		>8	>6	≤6	3.08
	-24	-75	1 2 3	3 A	1 3	2 3	3.08
		-76	1 2 3 4	3 3	A 2	B	3.28
		-77	1 2 3 4	4	A 3	B 2	4.50

-74

-75

300m

1

≥40%

> 40%

≥25%

> 35%

-77

1

2

4

> 85%

> 95%

> 90%

> 9 /

< 300

> 75%

≥99%

-6	-27	-86							3.17
		-87							3.26
		-88	1 2 3	3 A C	2 C#	B	1	1 2 3	3.88
-7	-28	-89	1 2 3 4	4 A	3 B	100%	C	1 2 4 3	3.59
		-90	1 2 3 4 5	2 3 4 5	5 A B	1 3 4 5 C#	1 2 4 5 3	4.80	
		-91	1 2 3 4 5	2 B	5 A C	1 5	" "	1 5 2 3 4	3.59

-86

-87

-7	-28	1 2 3 4 1 3 4 B A 1 4 C 1 2 4 ≥75% C#	1 2 3 4	3.88
	-93	1 2 " " 3 " " 4 5 A 1 2 3 3 4 5 B 1 2 3 1 4 5 C C#	1 3 4 5 2	4.80
	-29	1 2 " " 3 4 5 6 B 6 A 2 3 4 5 6 C#	1 2 3 5 6 4	4.80
	-95	1 2 3 C 3 A 2 B		3.08

-93 2 " " 1 2
3 3 " " 1
2 3 5
-94 2

I-8	-32	-104	>2.0%	>1.5%	≤1.5%		3.69		
		-105	>310	>292	≤292		3.75		
		-106	1 2 3 4	≥90%				3.45	
			" " " "	4	A	3	B	2	
			C	C#					
		-107	1 2 C	2	<60 dB A <70 dB A A	1	B		3.45
		-108		100%	≥95%	≥90%		3.45	
-109		>75%	>70%	≤70%		4.28			

-104 -105 -106 -107 -108
 -105 API < 100 100
 PM10 SO₂ NO₂ ≤256 C#
 -106 1 2 " " " " 3
 " " " " 2005 4
 " " " " 2010 54
 " " " " C# " "
 " C#
 -108 ≤80% V C#
 -109 <50% C#

I-8	-32	-110	1 2 3	3	A	C#		4.20		
	-33	-111	1 2 3 4 5		GDP	GDP		4.06		
		-112	1 2 3	≤5% ≤10%	1 2	A	1 3	B	3.26	
			C#							
-9	-34	-113	1 2 3 4	4	A	3	B	C	3.12	
	-35	-114	1 2 3 4			"	"		1 2 3 4	4.08
		-115	1 2 3		4	A	3	B	C	80%
				3	A	2	B	C	1 2 3	3.12

-9	-35	-116	1 2 3 4	4	A	3	B	C	3.12		
		-117	1 2 3	3	≥80% ≥20%	A	1	3	2	2.80	
		-118	1 2 3	3		A	2	B	C	3.12	
		-119	1 2 3 4	4	≧	20%	A	3	B	C	3.50
		-120		>80%	>70%	≤70%				3.80	
		-121	1 2 3 4 5	5			A	4	B	C	4.03

- 120

<50% C#

-9	-36	-122	1 2 3	B 3 A 1 3 2 3		2.98
		-123	1 2 3	C 3 A 2 B	1 3 2	2.65
		-124	1 2 3	C 3 A 2 B		2.92

特色指标

1			2	
2			1 0.5 2 0.5 2	

-1	-2	-4	1 2 3 B 3 C A 1 2 1 3			3.28	
		-5	1 2 3 C QQ 3 A 2 B	1 2 3		2.88	
		-6	1 2 3 4 5 C 5 A 4 B			2.98	
	-3	-7	>90%	>80%	≤80%		3.80
		-8	>90%	>80%	≤80%		3.75

-6

1

2

-7

<50% C#

-8

<50% C#

	-4	-9	1 2 3			$\geq 80\%$	1 3 2	2.02	
				3	A	2	B	C	
		-10	1 2 3	12348				1 2 3	3.42
			B	3	A	1 3	2 3		
-2		-11							3.68
				$>85\%$	$>80\%$	$\leq 80\%$			
		-12	1 2 3					1 3 2	4.06
				B	3	A	1 3	2 3	
					3	C	C#		
	-5	-13	1 2 3 4 5			<2 /			4.50
			B	5	A	2 4	2		
			C#	2 4		1	C		
		-14	1 2 3					1 2 3	3.42
			B	3	A	1 2	1 3		
		-15							2.45
				$>95\%$	$>90\%$	$\leq 90\%$			

-2	-6	-16	1 2 3	3	A	2	B	C	1 3 2	3.02
		-17	1 2 3 4				$\geq 80\%$		1 2 4 3	2.88
-3	-7	-18	1 2 3	3	A	2	B	C	1 2 3	4.03
		-19	1	3 < 50%		$\geq 90\%$	C#	?		1

-3	-8	-21	1 2 3					3.40
				C#	3	A	2 3	B
	-22	1 2 3						1 2 3 2.68
-9 " "		-23 " "	1 2					3.40
	-24		5 A 4 C#			B 3	5	
				>85%	>80%	≤80%		3.05
-4	-10	-25	1 2 3					4.80
					3	A	2	B
		-26	1 2 3 4					1 2 3 4 4.80
				4	A	3	B	C

-21 1

-24 <50% C#

-26 3

-4	-10	-27	1 2 3	3	A	2	B	C		2.88		
		-28	1 2 3	$\geq 80\%$	3	A	1	2	2	3	1 3 2	3.88
		-29	1 2 3	"	"	3	A	1	2	1	3	4.08
		-30	1 2 3	3	A	1	3	2	3	1	2 3	3.88
	-11	-31	1 2 3 4	4	A	$\geq 75\%$	1	2	4	1 2 3 4	3.08	
		-32	1 2 3	3	A	1	2	B	C	3.28		

-30

1

2

3

	-12	-33	1 2 3 4 1 2 4 B 4 A C 1 2 3					1 4 2 3	3.08
-4		-34	1 2 3 5						
	-13								

-4	-15	-44	1 2 3 3 C	A 2 B				2.65
		-45	1 2 3 3	A 2 B C	1 2 3		3.01	
	-16	-46	1 2 3 4 2 3 4 C#	4 B A C	$\geq 90\%$ 1 3 4 3 <50%	1 2 4 3		3.75
		-47	1 2 3 3	A 2 B C		1 2 3		2.58
		-48	1 2 3 B	3 A 1 2 3	1 2 C	1 3 C#		3.80
-49	1 2 3	$\geq 8\%$ A 2 B C				2.08		

-45
100%

3

"

"

-4	-16	-50	1 2 3							1 2 3	4.20	
				B	3	A	1 2	1 3				
					1	2 3	≥90%	C	C#			
		-51	1 2 3 4							1 3 2 4	3.00	
				>100	100%							
						4	A	3	≥60%	B	C	
		-52	1 2 3 4							1 3 4 2	4.80	
				"	"	"	"	"	≥80%			
						4	A	3	B			
				C								
		-53	1 2 3 4							1 2 4 3	4.20	
									≥80%			
									"	"		
						4	A	3	B			
				C								

-50

1

2

-51

3

200

1

-5	-19	-59	1 2 3	3	A	2	B	1 2 3	3.08
			C						
		-60	1 2 3 4	4	A	3	B	1 2 4 3	3.59
			C						
-6	-20	-61							2.18
		-62							2.18
		-63	>12 /	>10 /	≤10 /				2.08
		-64							2.68

-60

1

2 3 "

"

"

"

80%

"

"

-6	-21	-65	1 2 3	3 3 C	A 2	B		1.98	
		-66	1 2 3 4 5	5 C	100% A	99% 4	B	1 2 3 5 4	3.18
		-67	1 2 3 4	4 C	A	3	B	1 4 2 3	2.65
		-68	1 2 3	3 B	A	1 3	2 3	1 2 3	3.08
	-69	1 2 3 4	3 3 C	C#	A 2	B		3.28	

-65

1

2

-67

1

"

"

-68

1

300m

≥40%

>40%

≥25%

>35%

	-22	-70	1 2 3 4	≤ ≤2%			1 2 4 3	4.50
-6		-71	1 2 3	3-10 ≥95%			1 2 3	3.28
		-72	1 2 3 3	100% 5 5 C	A C#	3	B	3.08
		-73	1 2 3	100% 3 3 C	A	2	B	3.88
		-74		>93%	>90%	≤90%		2.18
	-75		>75	>74	≤74		2.08	

-70

1

2

4

> 85%

> 95%

> 90%

>9 /

< 300

> 75%

≥99%

-72

2

-73

2

"

"

-6	-25	-76	1 2 3	B	3 1	A C	1 2 C#	1 3	3.68
		-77	100%	>90%	≤90%				3.08
		-78	1 2 3	C	3	A C#	2	B	1
-7	-26	-79	1 2 3				100%	1 2 4	
			4	C	4	A	3	B	3

-7	-27	-85	1 2 3	3	A	2	B	C	3.08	
		-86	1 2 3 4	4	A	3	B	C	1 3 4 2 4.03	
	-28	-87	1 2 3	" "	A	1 2	1 3		2.88	
		-88	B	3 C#					4.38	
-8	-29	-89		>35%	>30%		≤30%		2.38	
		-90	1 2 500 3	3	A	1 2	1 3	1 3 2	1.75	
	-30	-91	1 2 3		≥80%				1 2 3	3.26
		-92	B	3 C#		≥50%	A	1 2	1 3	2.65
		-87		>95%	>85%		≤85%		2.65	

-87

1

" "

-88

<50% C#

-8	-32	-98	1 2 3 4	GDP 4 A GDP C#	4.06
		-99	1 2 3	≤5% ≤10% 1 2 A 1 3 B C#	3.26
	-33	-100	1 2 3 4	4	
-9	-34				

特色指标

1				2
2			1 2 0.5	2
3				4 4 1 4
4			3 0.25 8 2	8

1

5

2

3

4

“ ”

=

÷

=

÷

“

”

$$+ \quad = \quad \div$$
$$\times 100\%$$

2011

1.					6.		1		
							2		
							"		
						"	3		
2.		"	"						
"	"	"	"	6	7.			1	
	22		74				2		
"	"		2					3	
3.									
	"	"			8.		"	"	A
					B	C	D		A
			6				B		66%
4.			100 + 20		C			33%	D 0
"	"	100	"	"					
"	"	20	"	"					
			"	"					
					9.				
5.									

基本指标

I-1	II-1	-1	1						3.50	
			2	≥ 1	/					
		3	≥ 1	/						
					3	A	1	3	2	3
				C						
		-2	1						2.75	
			2							
		3	3	1						
			3	A	2	B	1	C		
			D							
		-3	1						3.75	
			2	1						
			3							
			3	A	1	2	2	3		B
			2	C	D					
		-4	1						1.70	
			2							
			3							
			≥ 3	/						
			3	A	1	2	2	3	B	
			2	C	D					

I-1	II-5	-11	1 2 3	" "	1 2 3	1.75
			3 A 1 2 1 3 B 1 C D			
I-2		-12	1 2 3 4 5			3.00
			5 A 4 B 3 C D			
	II-6	-13	1 2 3 4	" "	1 2 3 4	3.00
			$\geq 85\%$			
			4 A 1 2 1 B 1 2 C D			
		-14	1 2 3 4		1 2 3 4	2.25
			$\geq 80\%$			
			4 A 1 2 B C			

I-2	II-6	-15	1 " " ≥ 1 /	1 1 3 4 2 5	2.00
			2		
		3	1		
		4 ≥ 8 /			
			5		
			B 5 A 1 5 2 1 5 1 C D		
I-2	II-6	-16	1 ≤ 1 /		1.65
			2		
		3			
		4			
			D 4 A 3 B 2 C		
I-2	II-6	-17	1	1	1.55
			2		
		3			
		4			
			5		
			D 5 A 4 B 3 C		
I-2	II-6	-18	1	1 2 3 4	2.00
			2		
		3			
		4 $\geq 90\%$			
			D 4 A 3 B 4 $\leq 70\%$ C		

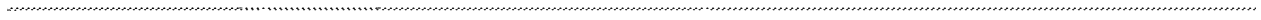
--	--	--	--	--	--	--

I-2	II-8	-29	1							
			2							
		3								
				D	3	A	2	B	1	C
		-30	1							
			2	"			"	"	"	
		3								
					3	A	2	B		C
		-31	1							
			2							
		3	"			"				
	II-9	-32								

I-2	II-9	-33 "	1	"					
			2	"					
		3	"	"	"	"	"		
		4	"						
				4	A	3	B	2	C
				D					
	434	1							
		2							
	3								
			3	A	2	B		C	
	-35 " "	1				"		"	
		2							
3									
4									
		B	1	4	A	1	C		
							D		
-36	1								
	2								
	3								
		3	A	2	B				

I - 4	II - 14	-46	1						3.30	
			2							
		3	A	2	B	C				
	-47	1					1	3.10		
		2								
		3					2			
		3	A	2	B	D	3			
	II - 15	-48	1					1	3.00	
			2							2
			3							3
		4					4			
		5					5			
	5	A	4	B	3	C				
	D									
-49	1						3.25			
	2									
	3									
	3	A	2	3	B	D				
-50	> 80%	> 70%	> 60%	≤ 60%			1.50			
	A	B	C	D						

I-4	II-15	-51	1											
			2											
			3							1	4			
			4							3	5	2		
			5											
				1	B	5	3	4	5	A	3	4	5	D
	-52	1												
		2												
				3		A	1	3	B		D			
	-53 "	1	"	"										
2														
3									1	3	2			
			B	3	D	A	3			1				
II-16	-54	1												
		2												
		3							1	4				
			4		A	3	B	2	C	2				
			D											



I - 4	II - 16		1				"	"		
			2	200						
		-55			600					
			3							

			1		
		- 60	2		
			3		
I - 5	II - 19				
		- 61			
		- 62			

I-6	II-22	III-72	> 80%	> 70%	> 60%	≤ 60%	2.75
			A	B	C	D	
		-73	≤ 10%	> 10%	> 20%	> 30%	2.50
			A	B	C	D	
		-74	1	"	"		3.00
			2				
			3				
			4				
			5	"	"		
				5	A	4	B

27

899

.....

礎

.....

筭 ? 榔

○

1794

K89/90



81890



○



ê

112

501



54

11

10

65939

67

2

2

5

1

"

"

10

"

"

1170

29

96401

260

08 3





" "




05710

4


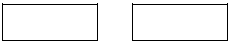
" "




" "










" 31"









66010

17

55

75

75615


10

1.

5.

6.

2.



7.

8.

3.

2010

4.

9.

3

5.

10.

6.

20

7.

1.

8.

2.

9.

3.

10.

4.

10

1.

5.

2.

6.

3.

4.

-
- 9.
 - 10.
 - 11.
 - 12.
 - 13.
 - 14.
 - 15.
 - 16.
 - 17.
 - 18.
 - 19.
 - 20.
 - 1.
 - 2.
 - 3.

40

场

- 4.
- 5.
- 6.
- 7.
- 8.
- 9.
- 10.
- 11.
- 12.
- 13.
- 14.
- 15.
- 16.
- 17.
- 18.
- 19.

